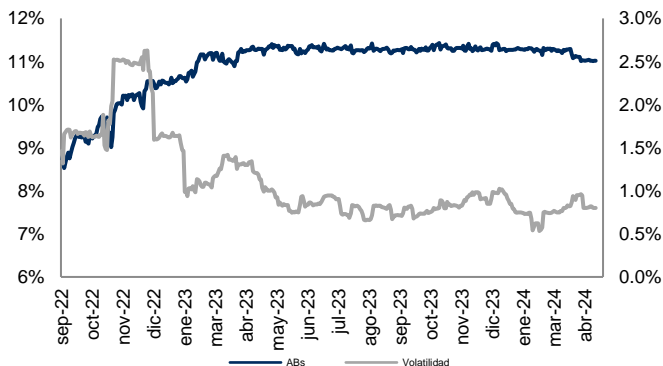


Monitor de Mercados Financieros

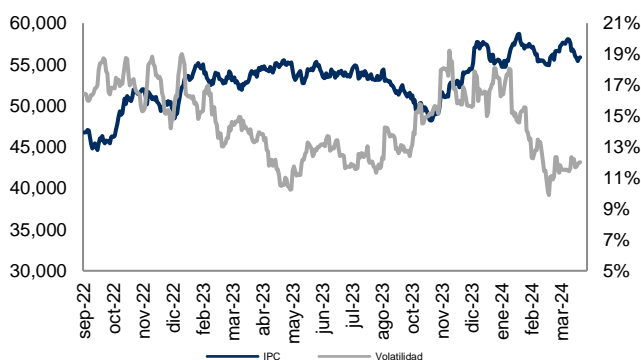
ABs y Volatilidad Cierre: 11.0% Volat: 0.8%



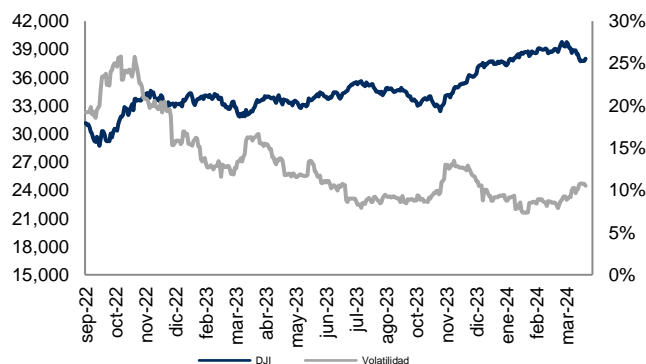
Tipo Cambio y Volatilidad Cierre: 17.1170 Volat: 9.1%



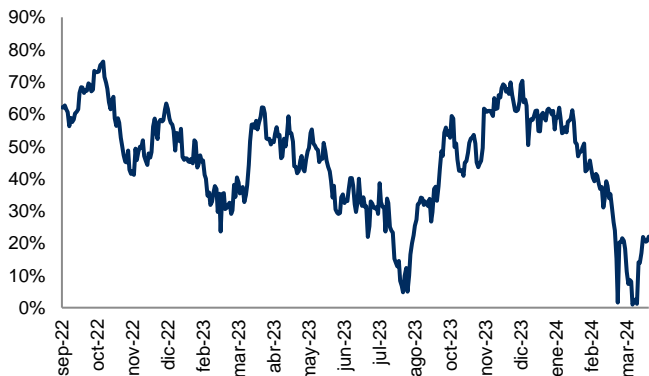
IPC y Volatilidad Cierre: 55,862.85 Volat: 12.0%



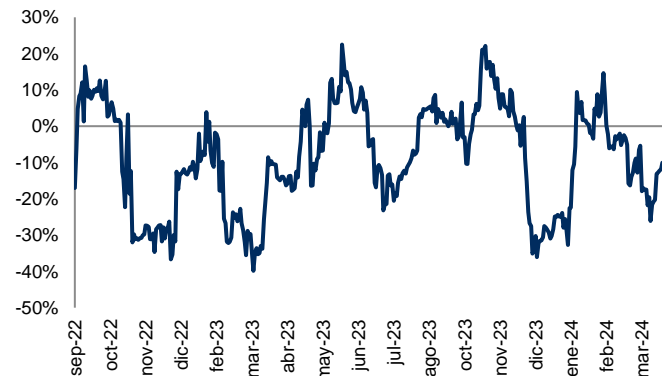
DJI y Volatilidad Cierre: 37,986.40 Volat: 10.5%



Correlación entre IPC y DJI Correl: 22.0%



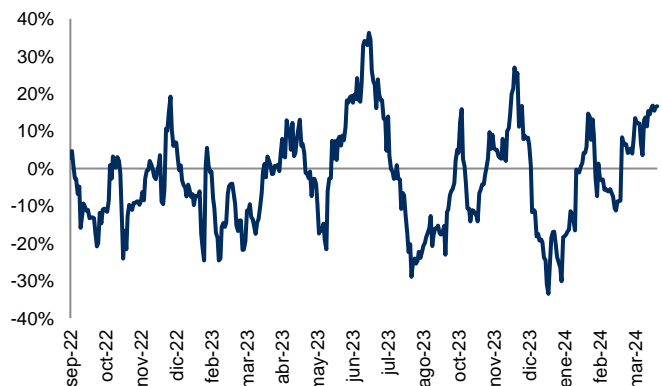
Correlación entre Tipo Cambio y ABs Correl: -10.0%



Correlación entre IPC y Tipo Cambio Correl: -37.3%

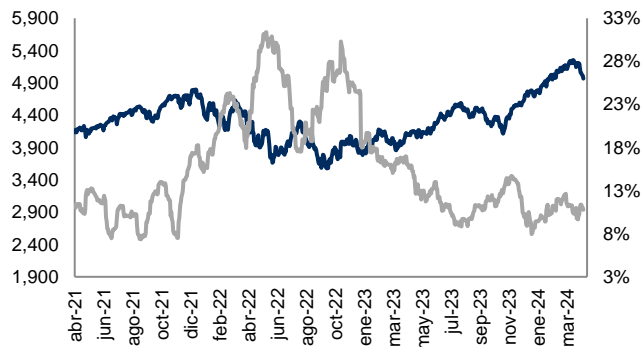


Correlación entre IPC y Abs Correl: 16.7%

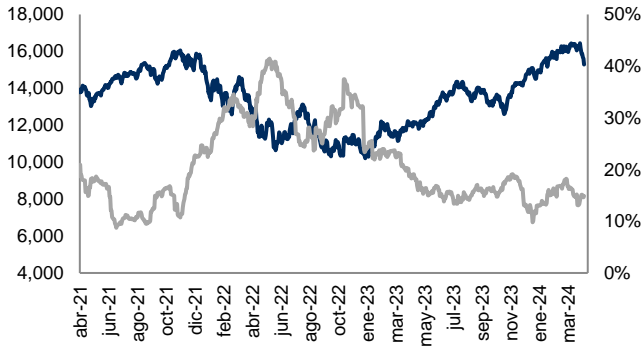


Monitor de Mercados

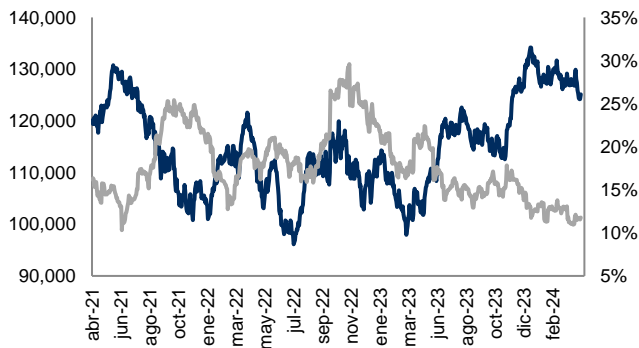
S&P 500 (EUA) Cierre: 4,967.23 Volat: 10.8%



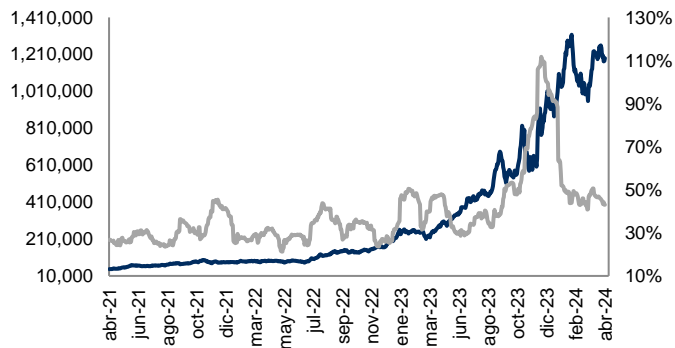
NASDAQ (EUA) Cierre: 15,282.01 Volat: 14.9%



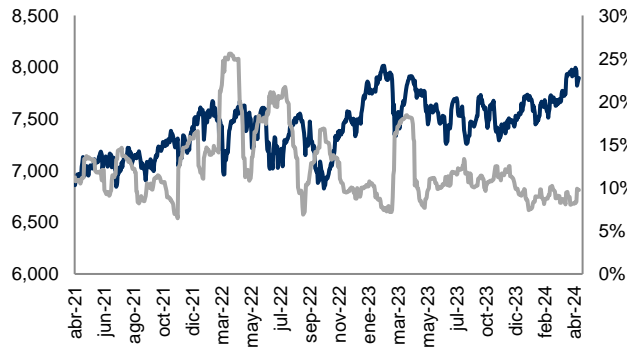
BOVESPA (Sao Paulo) Cierre: 125,124.30 Volat: 11.8%



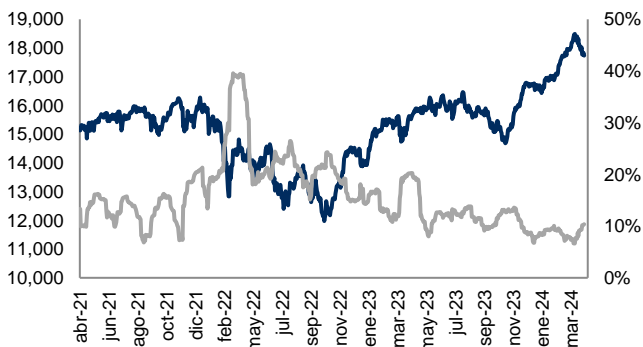
MERVAL (Buenos Aires) Cierre: 1,189,209.83 Volat: 43.0%



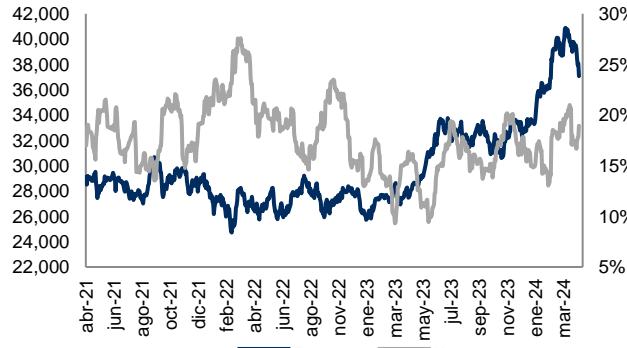
FTSE-100 (Londres) Cierre: 7,895.85 Volat: 9.8%



DAX (Frankfurt) Cierre: 17,737.36 Volat: 10.4%



NIKKEI-225 (Tokio) Cierre: 37,068.35 Volat: 18.9%



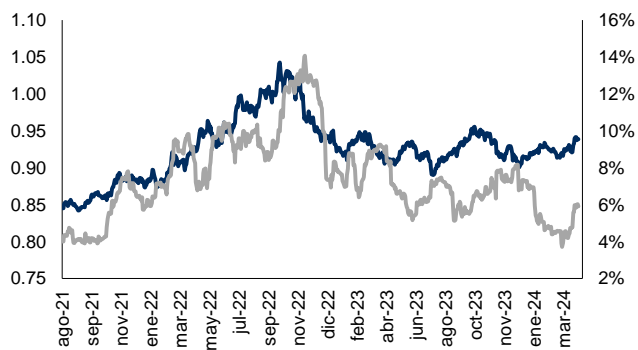
| Índice | Rend. 7d | Rend. 30d | Rend. Año |
|----------|----------|-----------|-----------|
| S&P 500 | -3.05% | -4.93% | 4.14% |
| NASDAQ | -5.52% | -6.64% | 1.80% |
| BOVESPA | -2.28% | -7.45% | -13.04% |
| MERVAL | -4.94% | -1.73% | 18.73% |
| FTSE100 | -1.87% | -1.29% | -0.75% |
| DAX | -0.96% | -3.92% | 2.21% |
| NIKK225 | -7.03% | -9.36% | 1.01% |
| IPC | -3.91% | -3.69% | -3.40% |
| DJI | 0.01% | -3.86% | 0.79% |
| CAC40 | 0.26% | -4.08% | 2.66% |
| HANGSENG | -2.91% | -2.04% | -5.12% |
| TSE300 | -0.29% | -2.97% | 0.25% |
| IBEX | 0.52% | -2.63% | 2.52% |

Cifras al 19 de abril de 2024. Índices en USD.

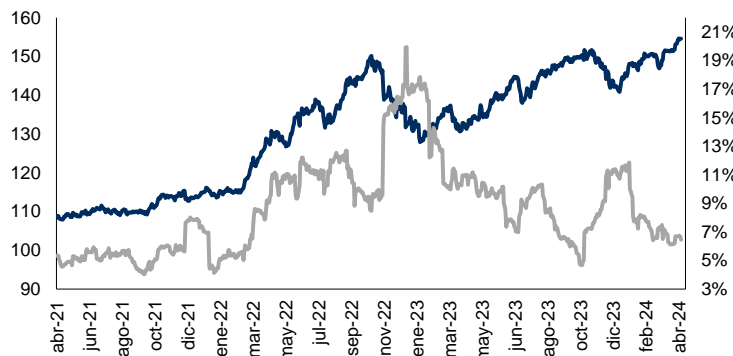


Monitor de Divisas

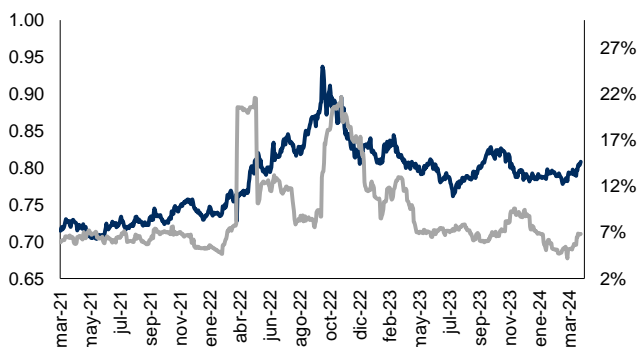
Euro (€) Cierre: 0.94 Volat: 5.9%



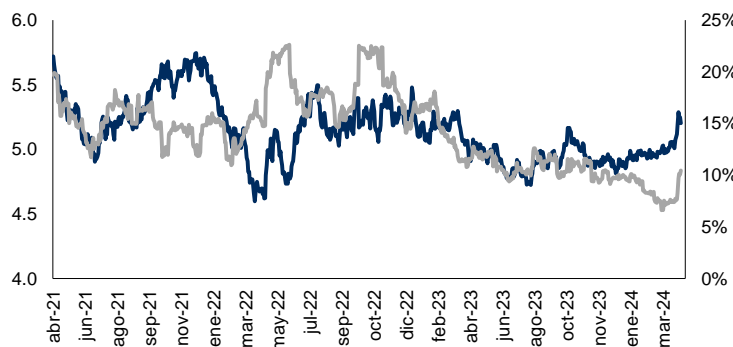
Yen Japonés (¥) Cierre: 154.63 Volat: 6.5%



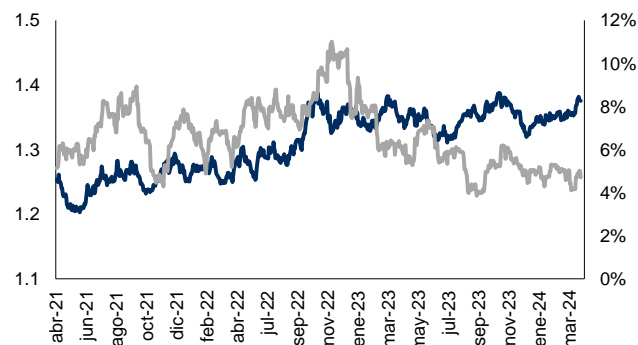
Libra Esterlina (£) Cierre: 0.81 Volat: 6.8%



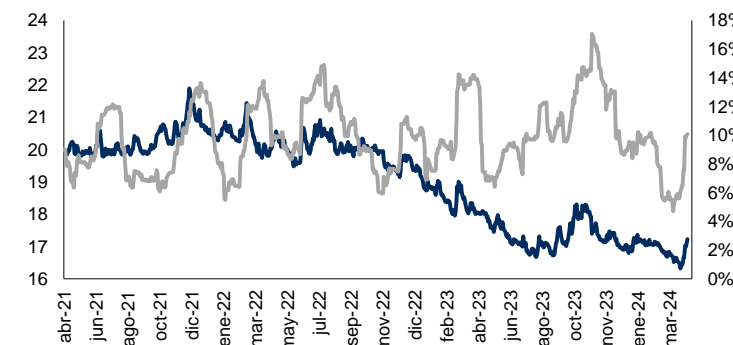
Real Brasileño Cierre: 5.20 Volat: 10.4%



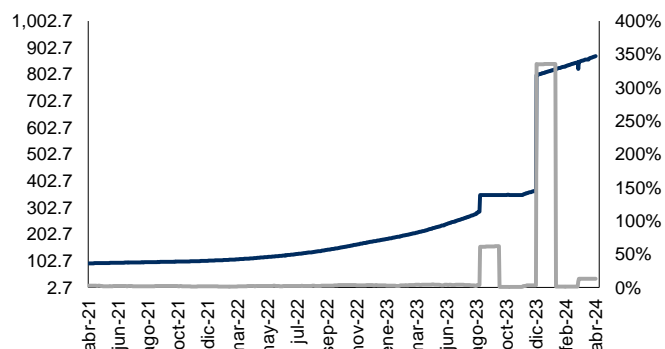
Dólar Canadiense Cierre: 1.38 Volat: 4.7%



Peso Mexicano Cierre: 17.22 Volat: 10.1%



Peso Argentino Cierre: 871.00 Volat: 12.9%



| Moneda | Ultimo | 7d | 30d | Acumulado |
|------------------|--------|--------|--------|-----------|
| Euro | 0.94 | 0.11% | -2.42% | -3.47% |
| Yen | 154.63 | -0.87% | -2.19% | -8.81% |
| Libra | 0.81 | -0.63% | -3.28% | -2.80% |
| Real | 5.20 | -1.64% | -4.49% | -6.74% |
| Dólar Can | 1.38 | 0.14% | -1.91% | -3.65% |
| Peso Mex | 17.22 | -3.26% | -2.76% | -1.87% |
| Peso Arg | 871.00 | -0.52% | -2.07% | -7.18% |

Cifras al 19 de abril de 2024. Cotizaciones con respecto al USD.

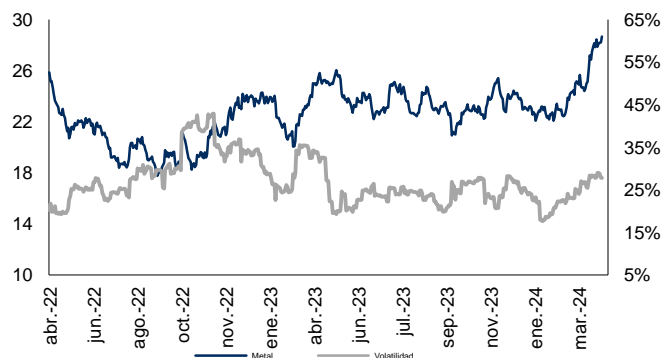


Monitor de Metales y Otros Commodities

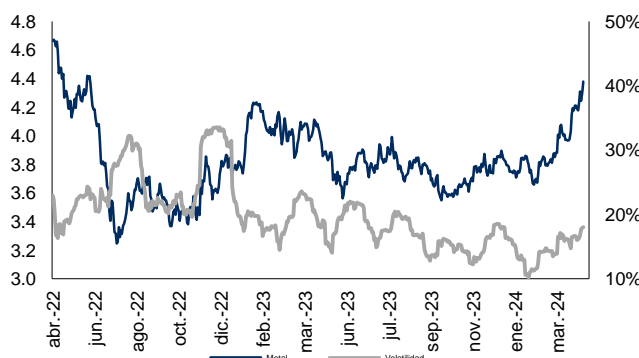
Oro (USD / T. Oz.) Cierre: 2,390.452 Volat.: 14.8%



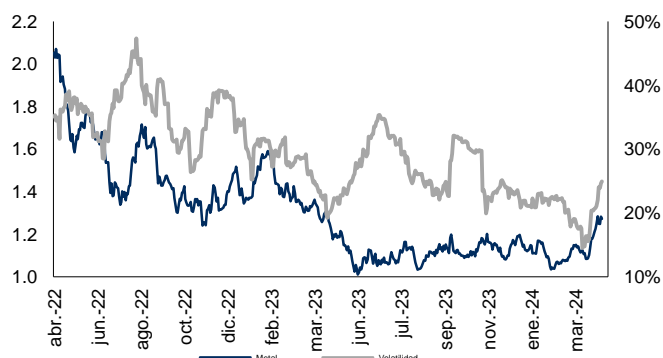
Plata (USD / T. Oz.) Cierre: 28.653 Volat.: 27.7%



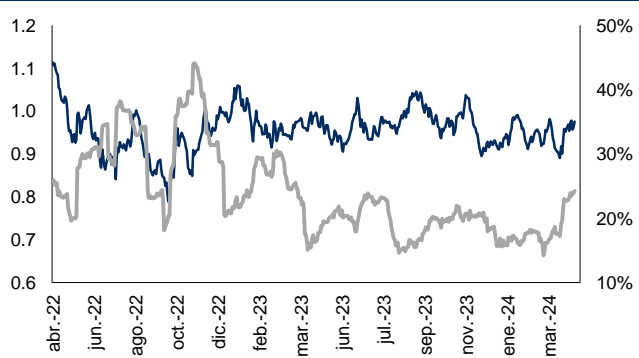
Cobre (USD / libra) Cierre: 4.378 Volat.: 18.0%



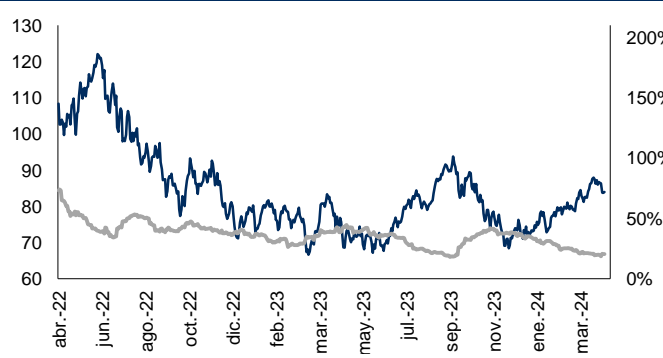
Zinc (USD / libra) Cierre: 1.272 Volat.: 25.0%



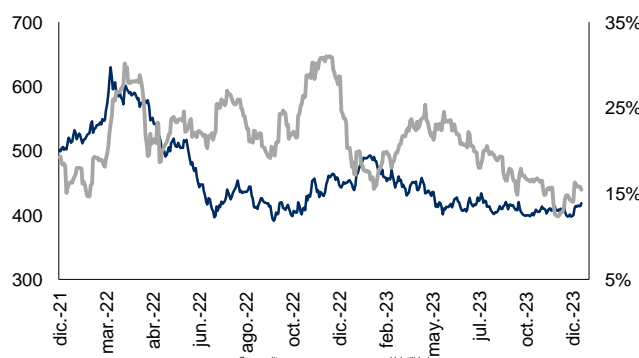
Plomo (USD / libra) Cierre: 0.976 Volat.: 24.2%



WTI (USD / barril) Cierre: 83.990 Volat.: 20.4%



Acero (Indice) Cierre: 479.467 Volat.: 15.4%



| Metal | Ultimo | 7d | 30d | Acumulado |
|-------|---------|--------|--------|-----------|
| Oro | 2390.45 | 2.01% | 8.57% | 15.90% |
| Plata | 28.65 | 2.79% | 11.72% | 20.59% |
| Cobre | 4.38 | 4.80% | 8.81% | 13.15% |
| Plomo | 0.98 | 2.26% | 5.01% | 4.78% |
| Zinc | 1.27 | 1.89% | 14.05% | 6.77% |
| WTI | 83.99 | -3.08% | 1.3% | 16.10% |
| Acero | 479.47 | 5.34% | 13.26% | 13.44% |

Cifras al 19 de abril del 2024.

