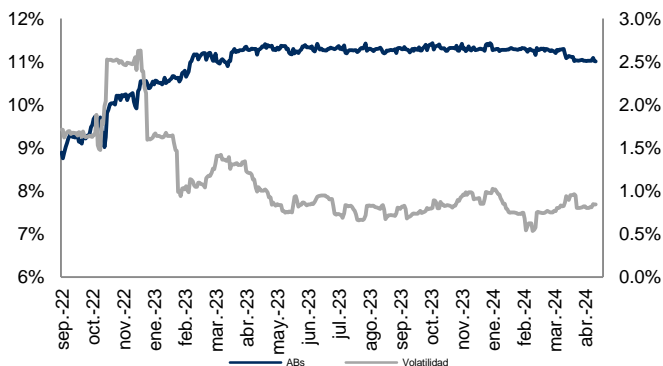
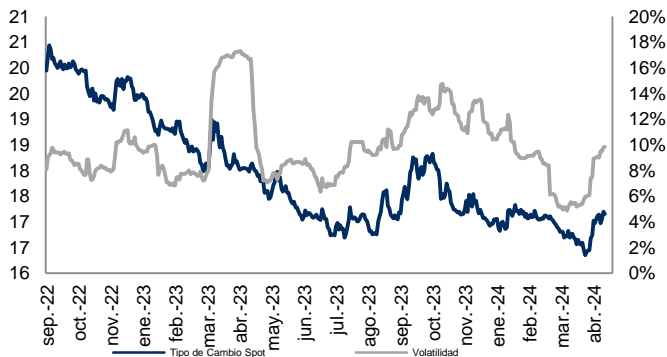


Monitor de Mercados Financieros

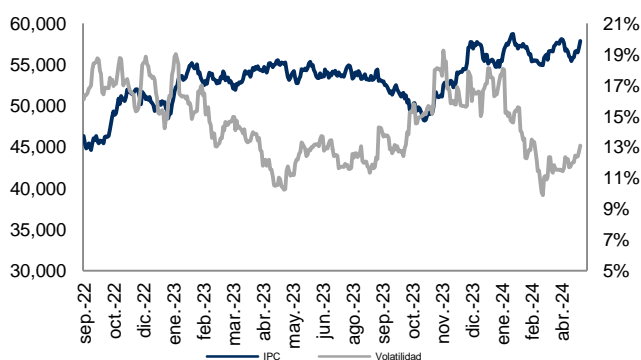
ABs y Volatilidad Cierre: 11.0% Volat: 0.8%



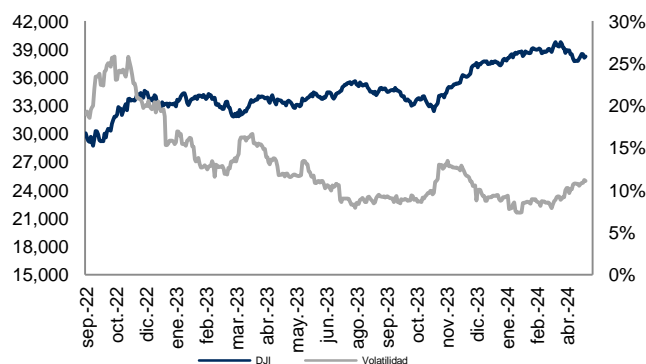
Tipo Cambio y Volatilidad Cierre: 17.1520 Volat: 9.8%



IPC y Volatilidad Cierre: 57,833.85 Volat: 13.1%



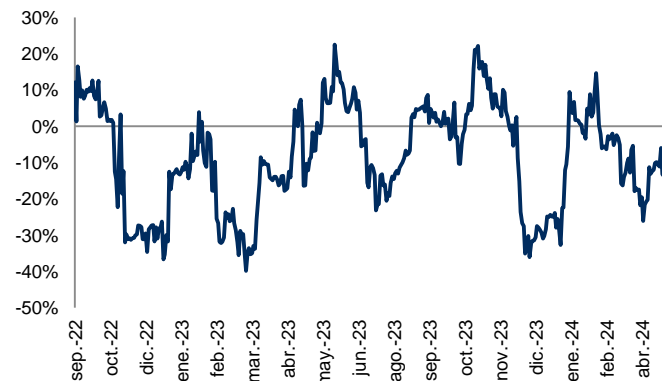
DJI y Volatilidad Cierre: 38,239.66 Volat: 11.1%



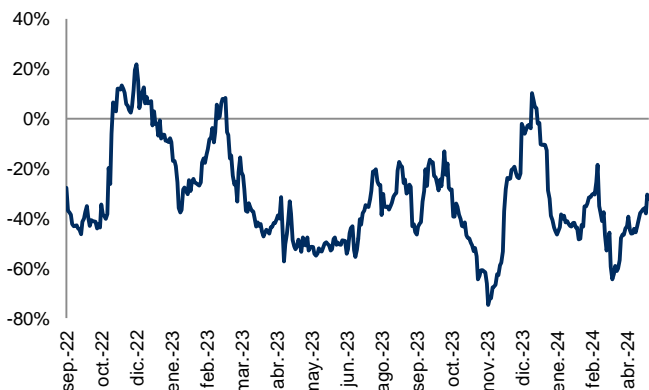
Correlación entre IPC y DJI Correl: 25.4%



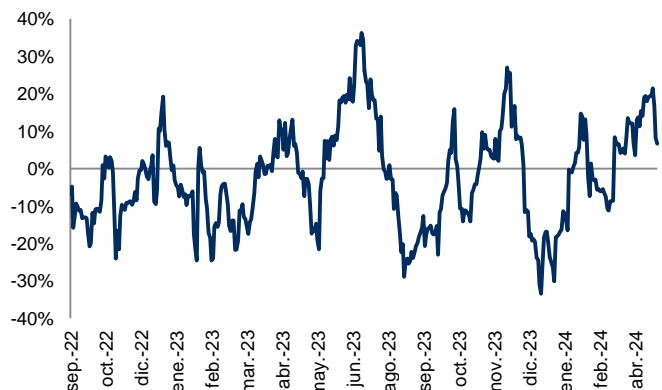
Correlación entre Tipo Cambio y ABs Correl: -13.7%



Correlación entre IPC y Tipo Cambio Correl: -32.1%

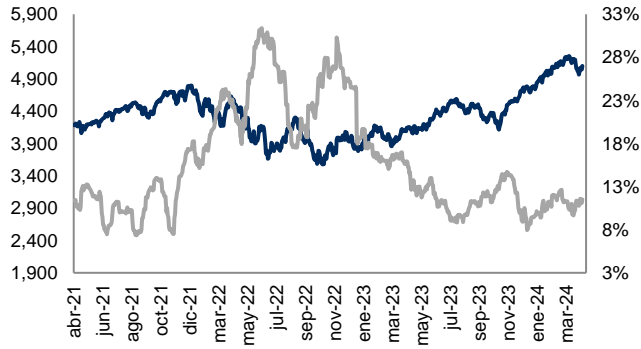


Correlación entre IPC y Abs Correl: 6.7%

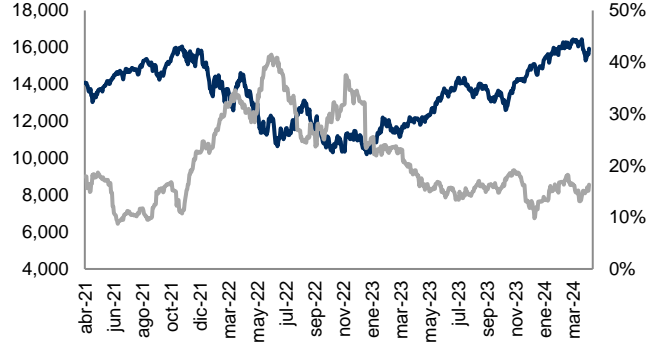


Monitor de Mercados

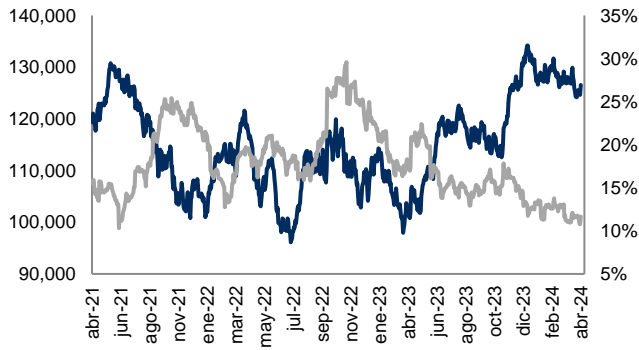
S&P 500 (EUA) Cierre: 5,099.96 Volat: 11.5%



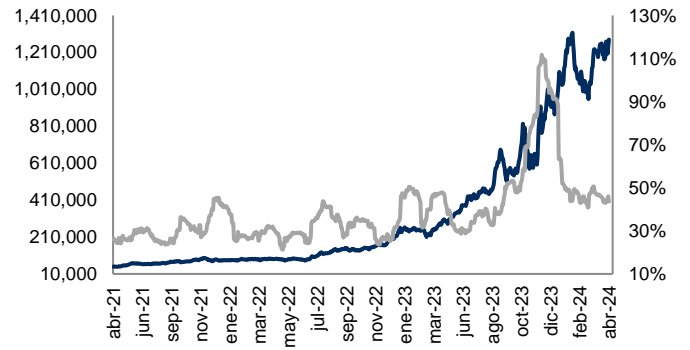
NASDAQ (EUA) Cierre: 15,927.90 Volat: 16.3%



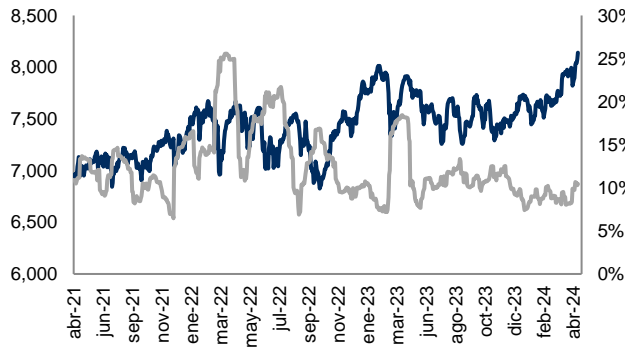
BOVESPA (Sao Paulo) Cierre: 126,526.27 Volat: 11.7%



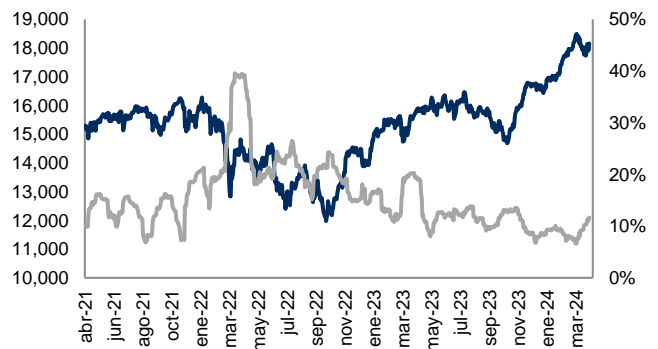
MERVAL (Buenos Aires) Cierre: 1,279,459.14 Volat: 43.7%



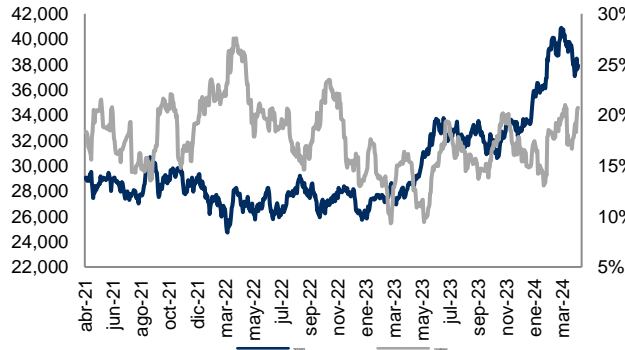
FTSE-100 (Londres) Cierre: 8,139.83 Volat: 10.4%



DAX (Frankfurt) Cierre: 18,161.01 Volat: 11.7%



NIKKEI-225 (Tokio) Cierre: 37,934.76 Volat: 20.7%



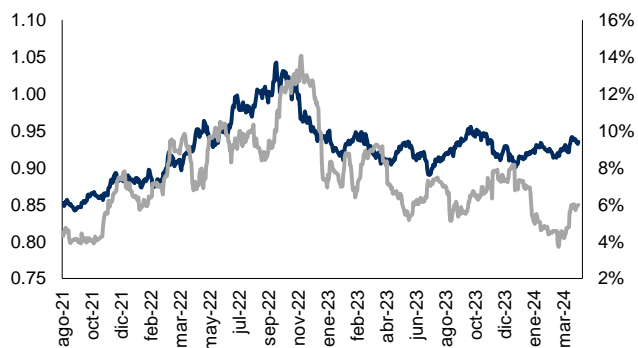
Índice	Rend. 7d	Rend. 30d	Rend. Año
S&P 500	2.67%	-2.83%	6.92%
NASDAQ	4.23%	-2.88%	6.11%
BOVESPA	2.85%	-3.40%	-10.56%
MERVAL	7.16%	3.39%	27.23%
FTSE100	4.07%	1.60%	3.29%
DAX	2.75%	-2.93%	5.02%
NIKK225	-0.05%	-11.06%	0.95%
IPC	3.18%	-2.81%	-0.33%
DJI	0.67%	-3.82%	1.46%
CAC40	1.18%	-2.64%	3.87%
HANGSENG	8.85%	7.62%	3.27%
TSE300	1.36%	-1.37%	1.62%
IBEX	4.33%	-0.85%	6.97%

Cifras al 26 de abril de 2024. Índices en USD.

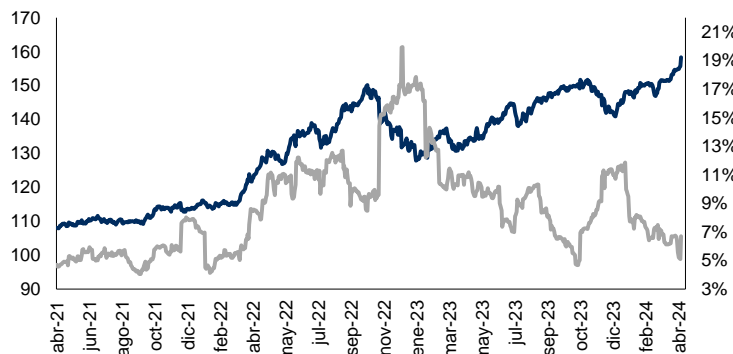


Monitor de Divisas

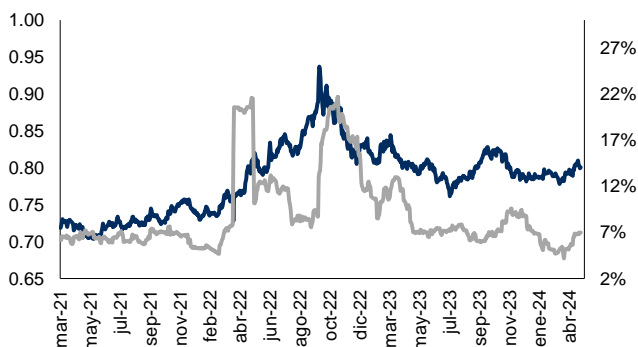
Euro (€) Cierre: 0.94 Volat: 6.0%



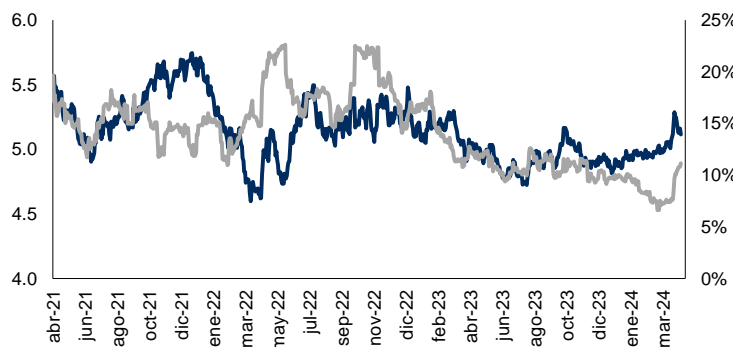
Yen Japonés (¥) Cierre: 158.33 Volat: 6.7%



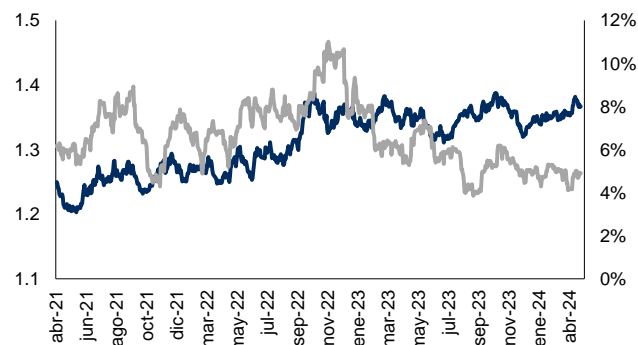
Libra Esterlina (£) Cierre: 0.80 Volat: 7.0%



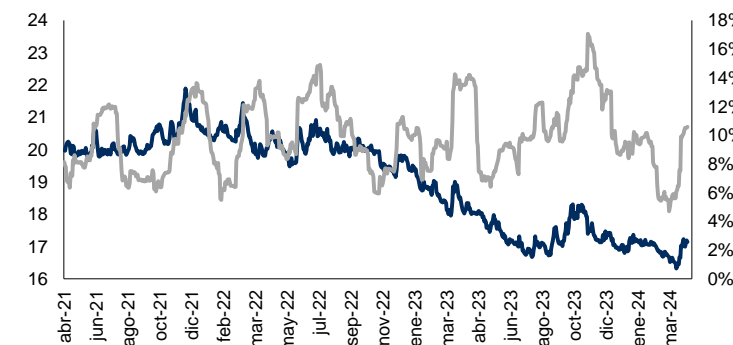
Real Brasileño Cierre: 5.12 Volat: 11.1%



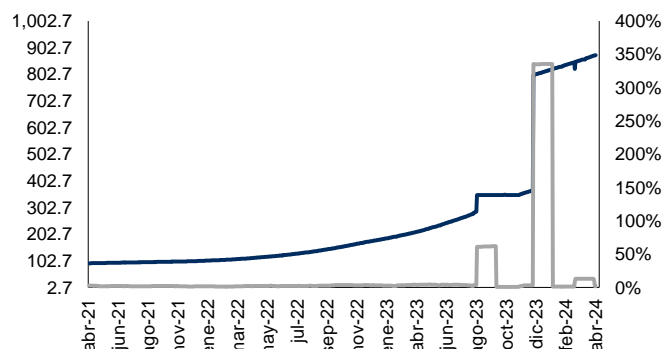
Dólar Canadiense Cierre: 1.37 Volat: 4.9%



Peso Mexicano Cierre: 17.14 Volat: 10.6%



Peso Argentino Cierre: 874.50 Volat: 1.5%



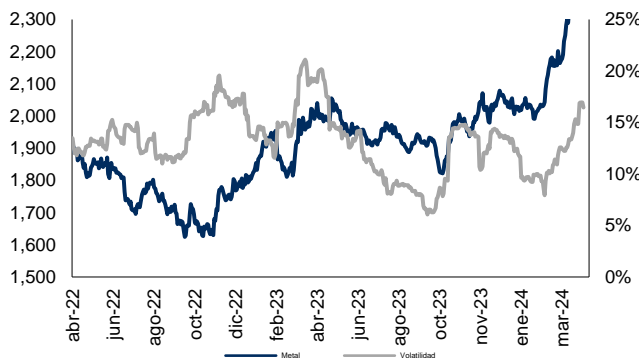
Moneda	Ultimo	7d	30d	Acumulado
Euro	0.94	0.36%	-1.24%	-3.13%
Yen	158.33	-2.34%	-4.43%	-10.95%
Libra	0.80	0.95%	-0.99%	-1.87%
Real	5.12	1.71%	-2.51%	-5.14%
Dólar Can	1.37	0.61%	-0.75%	-3.06%
Peso Mex	17.14	0.48%	-3.62%	-1.39%
Peso Arg	874.50	-0.40%	-1.94%	-7.55%

Cifras al 26 de abril de 2024. Cotizaciones con respecto al USD.

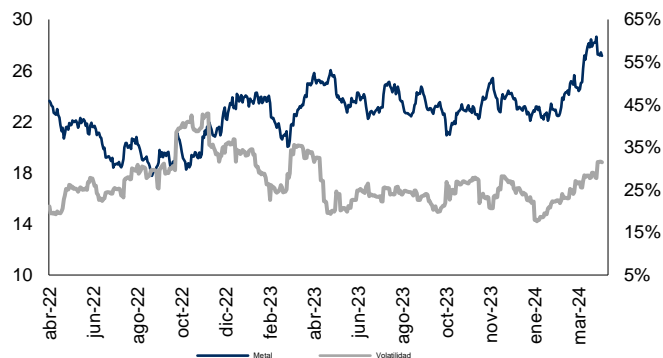


Monitor de Metales y Otros Commodities

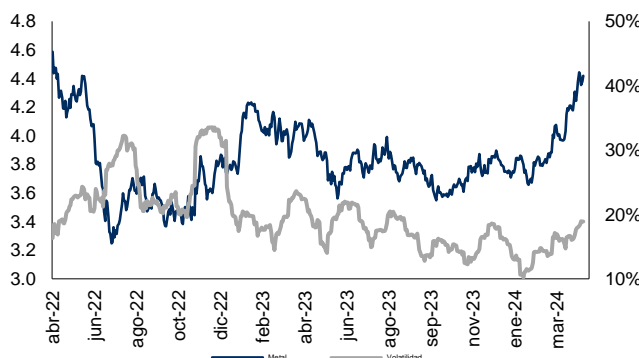
Oro (USD / T. Oz.) Cierre: 2,337.715 Volat.: 16.5%



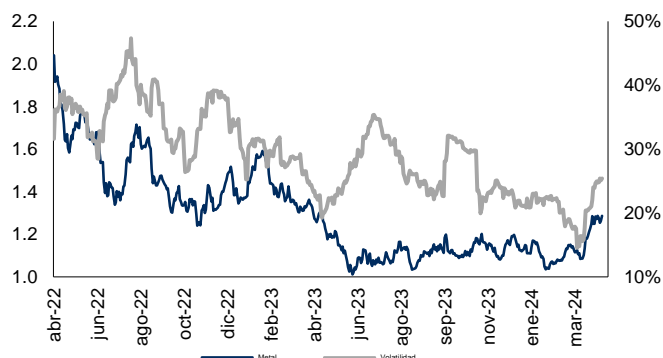
Plata (USD / T. Oz.) Cierre: 27.165 Volat.: 31.5%



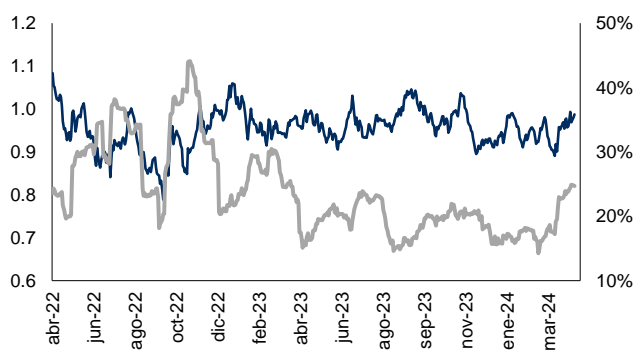
Cobre (USD / libra) Cierre: 4.419 Volat.: 18.9%



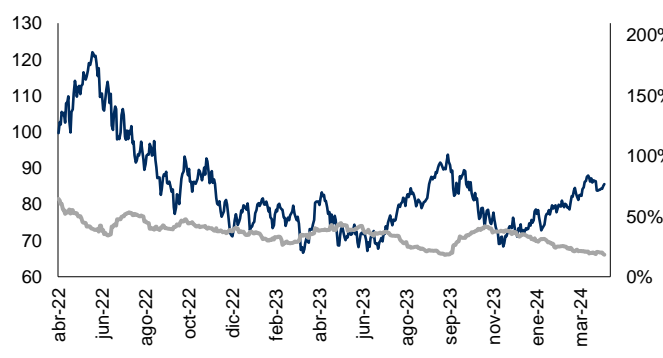
Zinc (USD / libra) Cierre: 1.286 Volat.: 25.4%



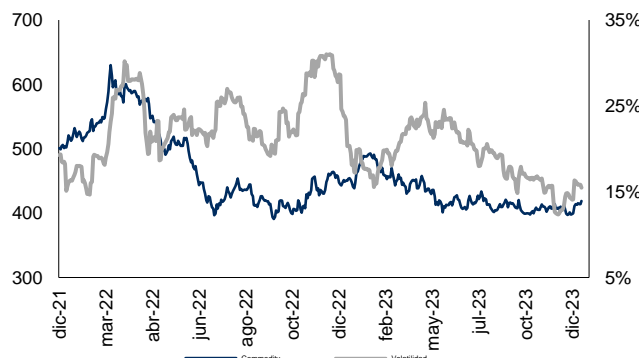
Plomo (USD / libra) Cierre: 0.987 Volat.: 24.7%



WTI (USD / barril) Cierre: 85.580 Volat.: 18.2%



Acero (Indice) Cierre: 473.597 Volat.: 17.3%



Metal	Ultimo	7d	30d	Acumulado
Oro	2337.72	-2.21%	6.72%	13.34%
Plata	27.17	-5.19%	10.67%	14.33%
Cobre	4.42	0.93%	11.36%	14.21%
Plomo	0.99	1.18%	10.04%	6.01%
Zinc	1.29	1.12%	18.59%	7.97%
WTI	85.58	1.89%	3.9%	18.30%
Acero	473.60	-1.22%	12.93%	12.06%

Cifras al 26 de abril del 2024.

