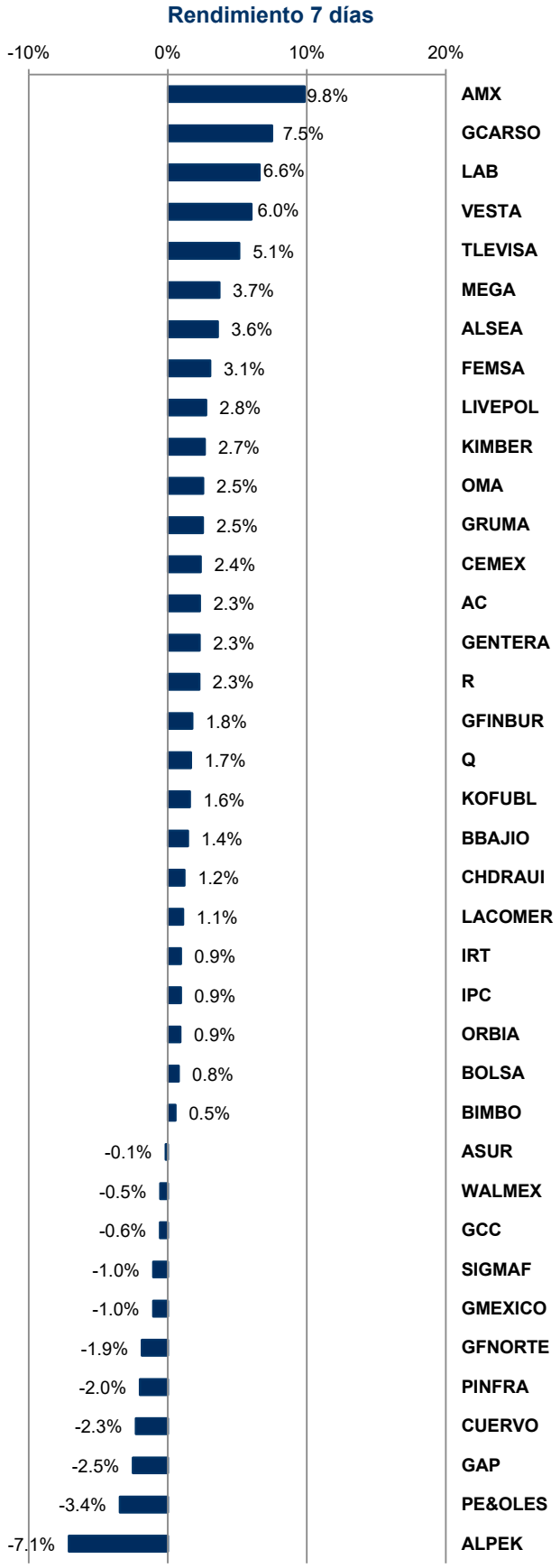
Rendimiento 7 días
-10%
0%
10%
20%
AMX 9.8%
GCARSO 7.5%
LAB 6.6%
VESTA 6.0%
TLEVISA 5.1%
MEGA 3.7%
ALSEA 3.6%
FEMSA 3.1%
LIVEPOL 2.8%
KIMBER 2.7%
OMA 2.5%
GRUMA 2.5%
CEMEX 2.4%
AC 2.3%
GENTERA 2.3%
R 2.3%
GFINBUR 1.8%
Q 1.7%
KOFUBL 1.6%
BBAJIO 1.4%
CHDRAUI 1.2%
LACOMER 1.1%
IRT 0.9%
IPC 0.9%
ORBIA 0.9%
BOLSA 0.8%
BIMBO 0.5%
ASUR -0.1%
WALMEX -0.5%
GCC -0.6%
SIGMAF -1.0%
GMEXICO -1.0%
GFNORTE -1.9%
PINFRA -2.0%
CUERVO -2.3%
GAP -2.5%
PE&OLES -3.4%
ALPEK -7.1%

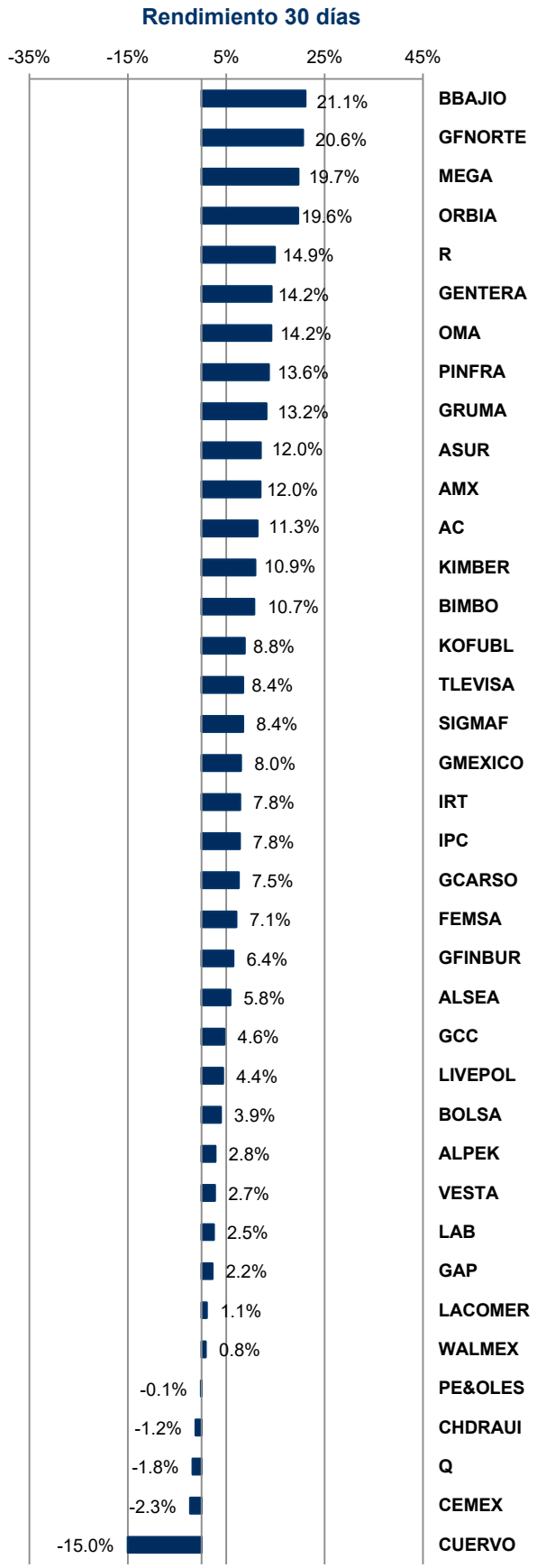
Rendimiento 30 días
-35%
-15%
5%
25%
45%
BBAJIO 21.1%
GFNORTE 20.6%
MEGA 19.7%
ORBIA 19.6%
R 14.9%
GENTERA 14.2%
OMA 14.2%
PINFRA 13.6%
GRUMA 13.2%
ASUR 12.0%
AMX 12.0%
AC 11.3%
KIMBER 10.9%
BIMBO 10.7%
KOFUBL 8.8%
TLEVISA 8.4%
SIGMAF 8.4%
GMEXICO 8.0%
IRT 7.8%
IPC 7.8%
GCARSO 7.5%
FEMSA 7.1%
GFINBUR 6.4%
ALSEA 5.8%
GCC 4.6%
LIVEPOL 4.4%
BOLSA 3.9%
ALPEK 2.8%
VESTA 2.7%
LAB 2.5%
GAP 2.2%
LACOMER 1.1%
WALMEX 0.8%
PE&OLES -0.1%
CHDRAUI -1.2%
Q -1.8%
CEMEX -2.3%
CUERVO -15.0%

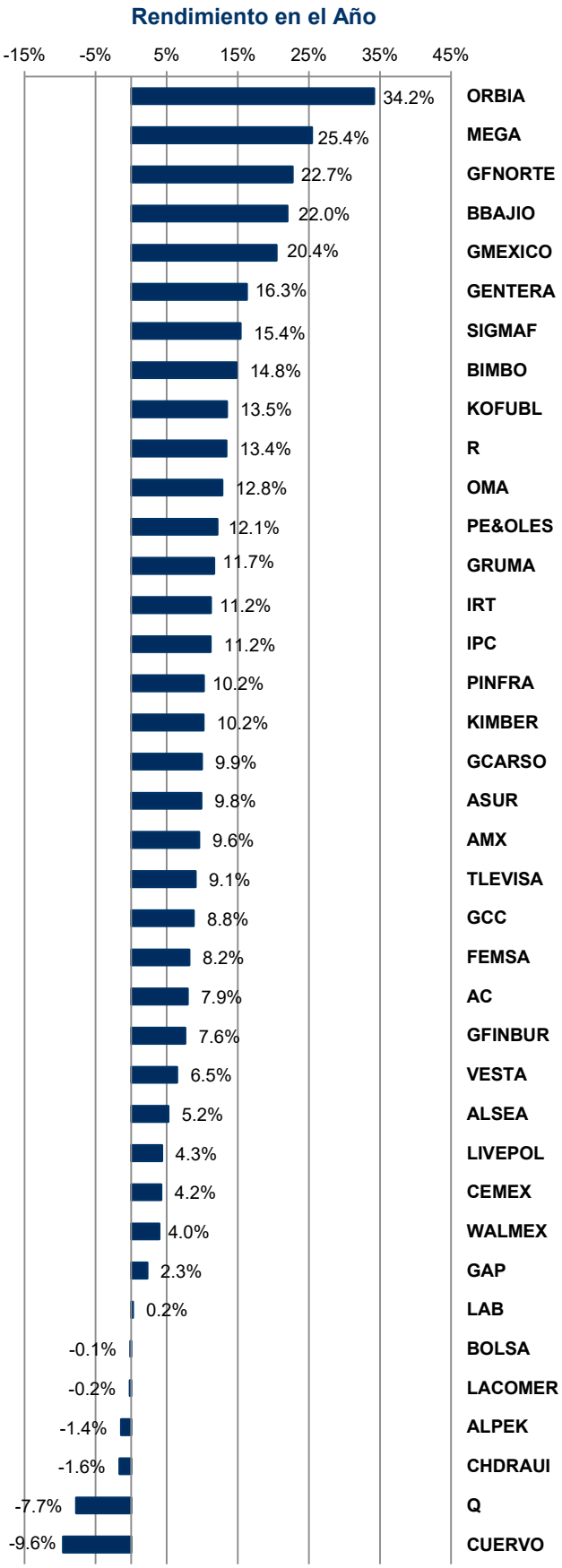
Rendimiento en el Año
-15%
-5%
5%
15%
25%
35%
45%
34.2% ORBIA
25.4% MEGA
22.7% GFNORTE
22.0% BBAJIO
20.4% GMEXICO
16.3% GENTERA
15.4% SIGMAF
14.8% BIMBO
13.5% KOFUBL
13.4% R
12.8% OMA
12.1% PE&OLES
11.7% GRUMA
11.2% IRT
11.2% IPC
10.2% PINFRA
10.2% KIMBER
9.9% GCARSO
9.8% ASUR
9.6% AMX
9.1% TLEVISA
8.8% GCC
8.2% FEMSA
7.9% AC
7.6% GFINBUR
6.5% VESTA
5.2% ALSEA
4.3% LIVEPOL
4.2% CEMEX
4.0% WALMEX
2.3% GAP
0.2% LAB
-0.1% BOLSA
-0.2% LACOMER
-1.4% ALPEK
-1.6% CHDRAUI
-7.7% Q
-9.6% CUERVO

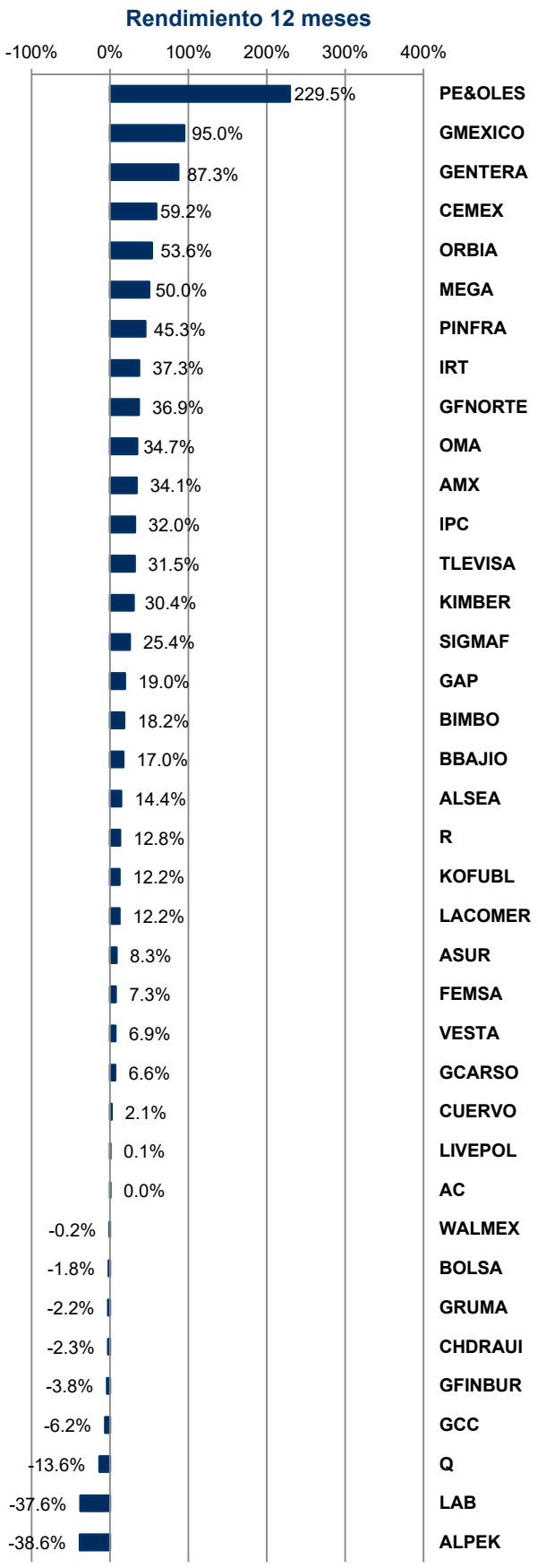
Rendimiento 12 meses
-100%
0%
100%
200%
300%
400%
229.5% PE&OLES
95.0% GMEXICO
87.3% GENTERA
59.2% CEMEX
53.6% ORBIA
50.0% MEGA
45.3% PINFRA
37.3% IRT
36.9% GFNORTE
34.7% OMA
34.1% AMX
32.0% IPC
31.5% TLEVISA
30.4% KIMBER
25.4% SIGMAF
19.0% GAP
18.2% BIMBO
17.0% BBAJIO
14.4% ALSEA
12.8% R
12.2% KOFUBL
12.2% LACOMER
8.3% ASUR
7.3% FEMSA
6.9% VESTA
6.6% GCARSO
2.1% CUERVO
0.1% LIVEPOL
0.0% AC
-0.2% WALMEX
-1.8% BOLSA
-2.2% GRUMA
-2.3% CHDRAUI
-3.8% GFINBUR
-6.2% GCC
-13.6% Q
-37.6% LAB
-38.6% ALPEK