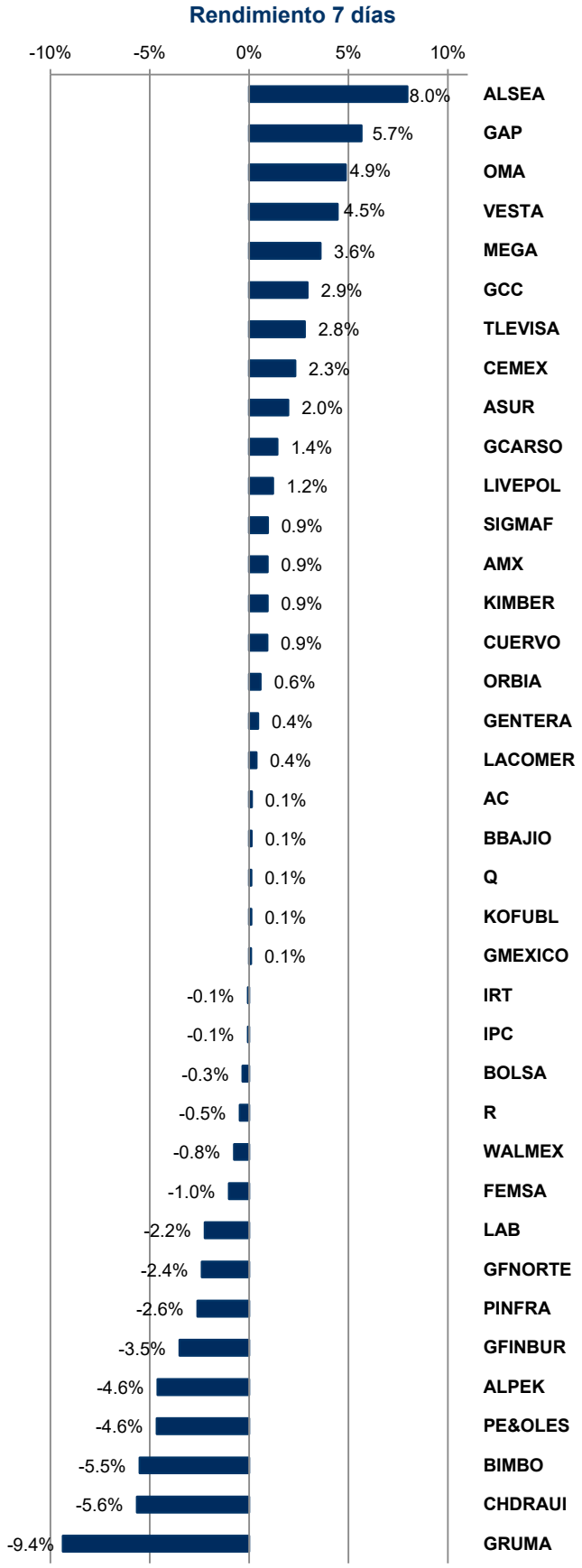
Rendimiento 7 días
-10%
-5%
0%
5%
10%
ALSEA 8.0%
GAP 5.7%
OMA 4.9%
VESTA 4.5%
MEGA 3.6%
GCC 2.9%
TLEVISA 2.8%
CEMEX 2.3%
ASUR 2.0%
GCARSO 1.4%
LIVEPOL 1.2%
SIGMAF 0.9%
AMX 0.9%
KIMBER 0.9%
CUERVO 0.9%
ORBIA 0.6%
GENTERA 0.4%
LACOMER 0.4%
AC 0.1%
BBAJIO 0.1%
Q 0.1%
KOFUBL 0.1%
GMEXICO 0.1%
IRT -0.1%
IPC -0.1%
BOLSA -0.3%
R -0.5%
WALMEX -0.8%
FEMSA -1.0%
LAB -2.2%
GFNORTE -2.4%
PINFRA -2.6%
GFINBUR -3.5%
ALPEK -4.6%
PE&OLES -4.6%
BIMBO -5.5%
CHDRAUI -5.6%
GRUMA -9.4%

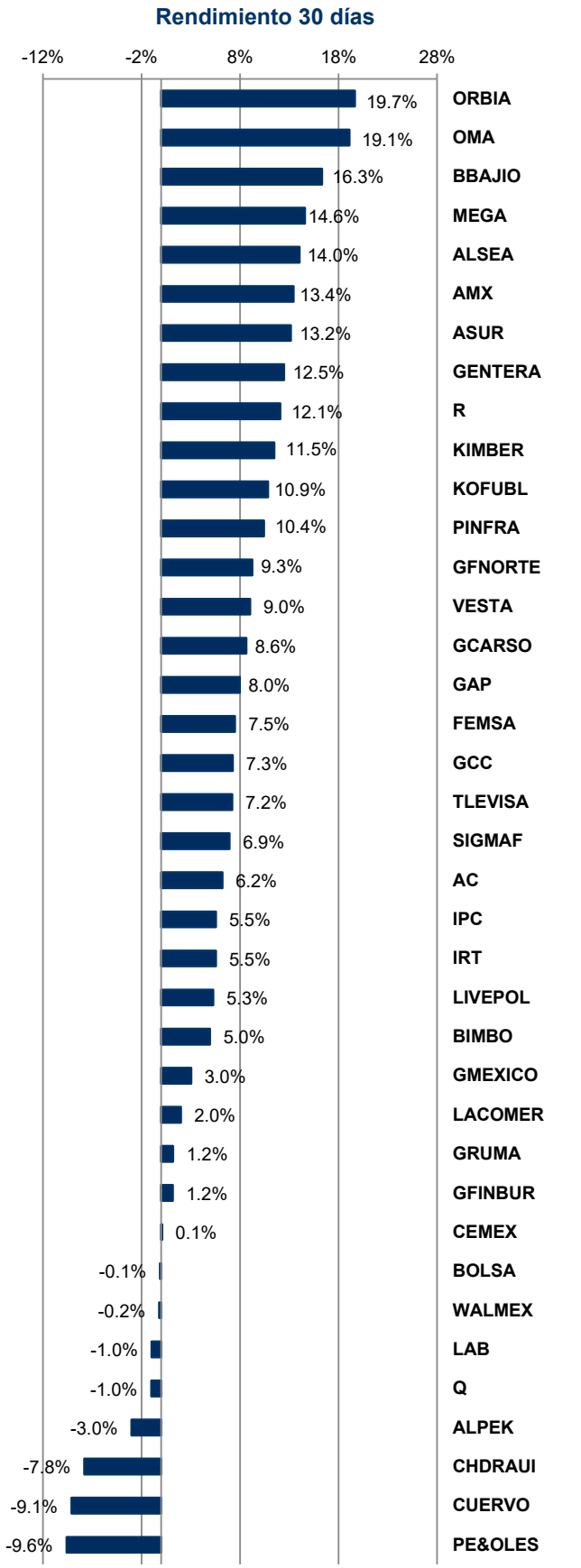
Rendimiento 30 días
-12%
-2%
8%
18%
28%
ORBIA 19.7%
OMA 19.1%
BBAJIO 16.3%
MEGA 14.6%
ALSEA 14.0%
AMX 13.4%
ASUR 13.2%
GENTERA 12.5%
R 12.1%
KIMBER 11.5%
KOFUBL 10.9%
PINFRA 10.4%
GFNORTE 9.3%
VESTA 9.0%
GCARSO 8.6%
GAP 8.0%
FEMSA 7.5%
GCC 7.3%
TLEVISA 7.2%
SIGMAF 6.9%
AC 6.2%
IPC 5.5%
IRT 5.5%
LIVEPOL 5.3%
BIMBO 5.0%
GMEXICO 3.0%
LACOMER 2.0%
GRUMA 1.2%
GFINBUR 1.2%
CEMEX 0.1%
BOLSA -0.1%
WALMEX -0.2%
LAB -1.0%
Q -1.0%
ALPEK -3.0%
CHDRAUI -7.8%
CUERVO -9.1%
PE&OLES -9.6%

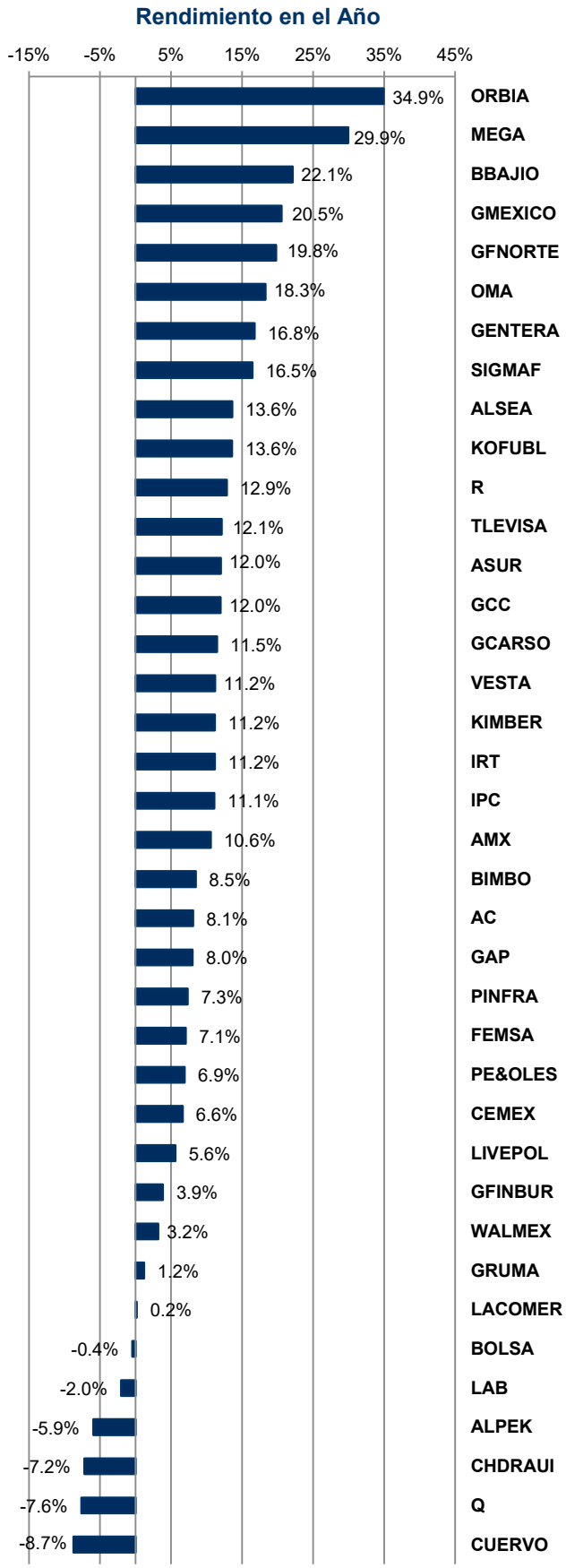
Rendimiento en el Año
-15%
-5%
5%
15%
25%
35%
45%
34.9% ORBIA
29.9% MEGA
22.1% BBAJIO
20.5% GMEXICO
19.8% GFNORTE
18.3% OMA
16.8% GENTERA
16.5% SIGMAF
13.6% ALSEA
13.6% KOFUBL
12.9% R
12.1% TLEVISA
12.0% ASUR
12.0% GCC
11.5% GCARSO
11.2% VESTA
11.2% KIMBER
11.2% IRT
11.1% IPC
10.6% AMX
8.5% BIMBO
8.1% AC
8.0% GAP
7.3% PINFRA
7.1% FEMSA
6.9% PE&OLES
6.6% CEMEX
5.6% LIVEPOL
3.9% GFINBUR
3.2% WALMEX
1.2% GRUMA
0.2% LACOMER
-0.4% BOLSA
-2.0% LAB
-5.9% ALPEK
-7.2% CHDRAUI
-7.6% Q
-8.7% CUERVO

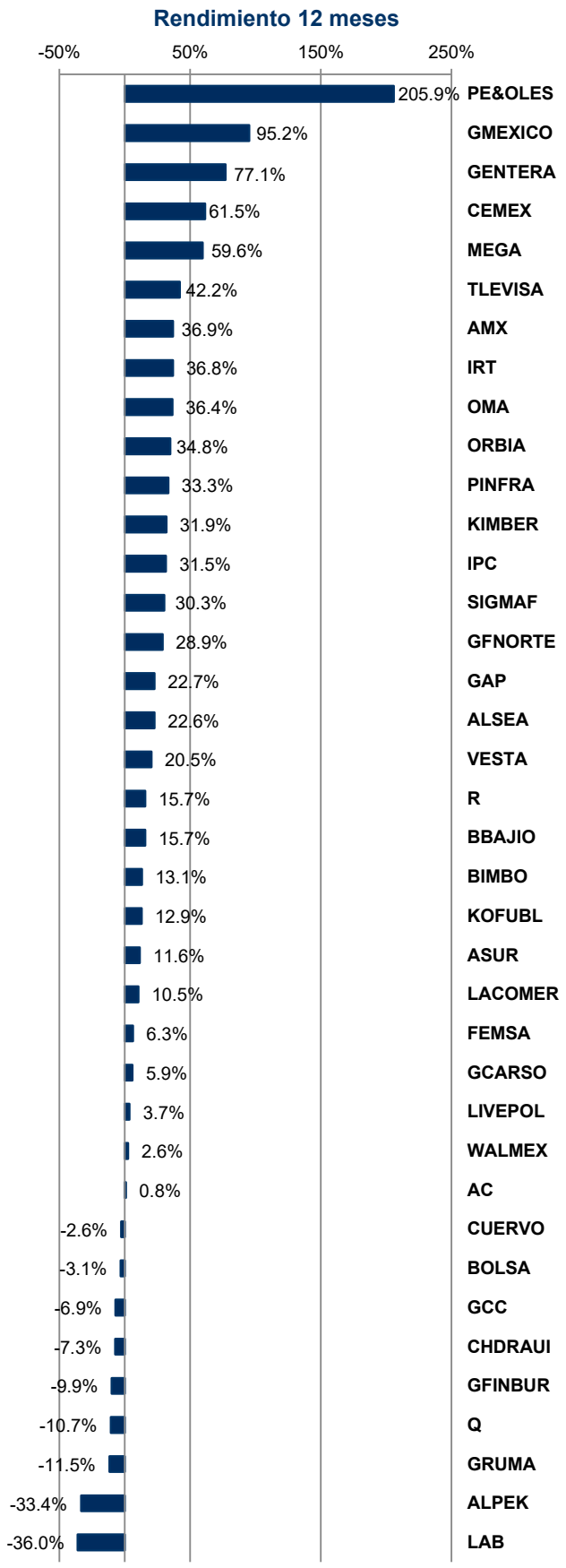
Rendimiento 12 meses
-50%
50%
150%
250%
205.9% PE&OLES
95.2% GMEXICO
77.1% GENTERA
61.5% CEMEX
59.6% MEGA
42.2% TLEVISA
36.9% AMX
36.8% IRT
36.4% OMA
34.8% ORBIA
33.3% PINFRA
31.9% KIMBER
31.5% IPC
30.3% SIGMAF
28.9% GFNORTE
22.7% GAP
22.6% ALSEA
20.5% VESTA
15.7% R
15.7% BBAJIO
13.1% BIMBO
12.9% KOFUBL
11.6% ASUR
10.5% LACOMER
6.3% FEMSA
5.9% GCARSO
3.7% LIVEPOL
2.6% WALMEX
0.8% AC
-2.6% CUERVO
-3.1% BOLSA
-6.9% GCC
-7.3% CHDRAUI
-9.9% GFINBUR
-10.7% Q
-11.5% GRUMA
-33.4% ALPEK
-36.0% LAB