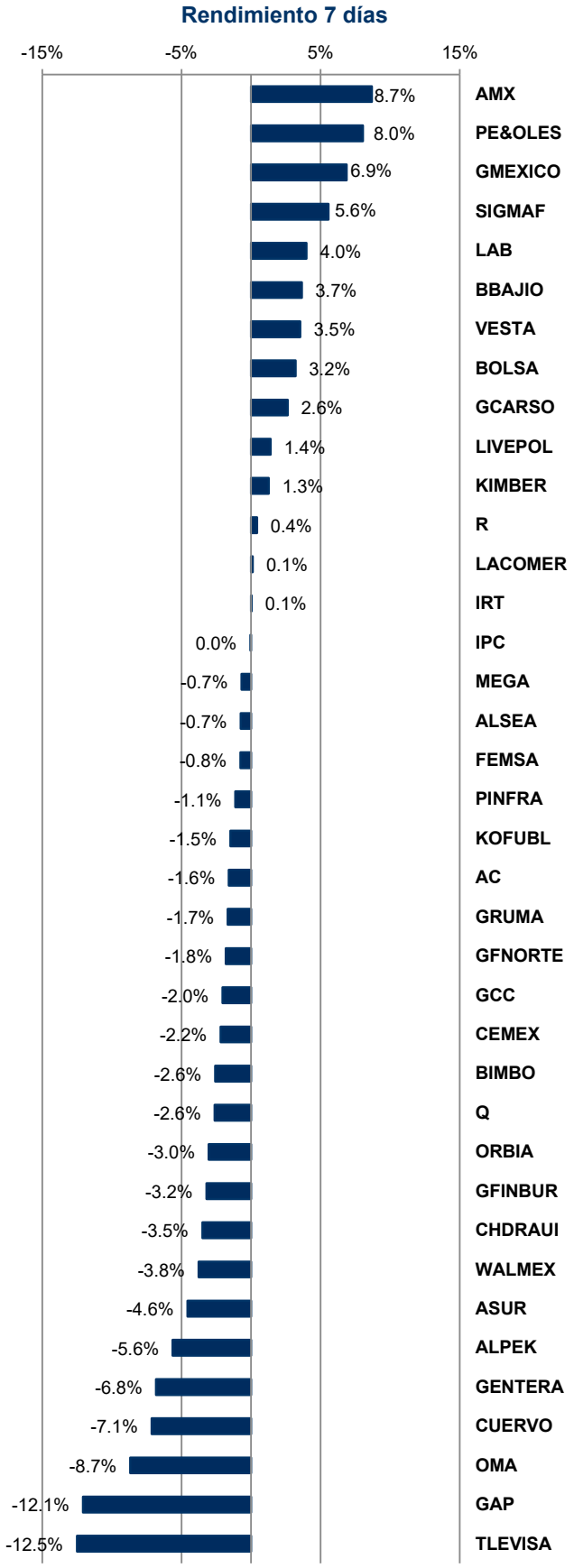
Rendimiento 7 días
-15%
-5%
5%
15%
8.7% AMX
8.0% PE&OLES
6.9% GMEXICO
5.6% SIGMAF
4.0% LAB
3.7% BBAJIO
3.5% VESTA
3.2% BOLSA
2.6% GCARSO
1.4% LIVEPOL
1.3% KIMBER
0.4% R
0.1% LACOMER
0.1% IRT
0.0% IPC
-0.7% MEGA
-0.7% ALSEA
-0.8% FEMSA
-1.1% PINFRA
-1.5% KOFUBL
-1.6% AC
-1.7% GRUMA
-1.8% GFNORTE
-2.0% GCC
-2.2% CEMEX
-2.6% BIMBO
-2.6% Q
-3.0% ORBIA
-3.2% GFINBUR
-3.5% CHDRAUI
-3.8% WALMEX
-4.6% ASUR
-5.6% ALPEK
-6.8% GENTERA
-7.1% CUERVO
-8.7% OMA
-12.1% GAP
-12.5% TLEVISA

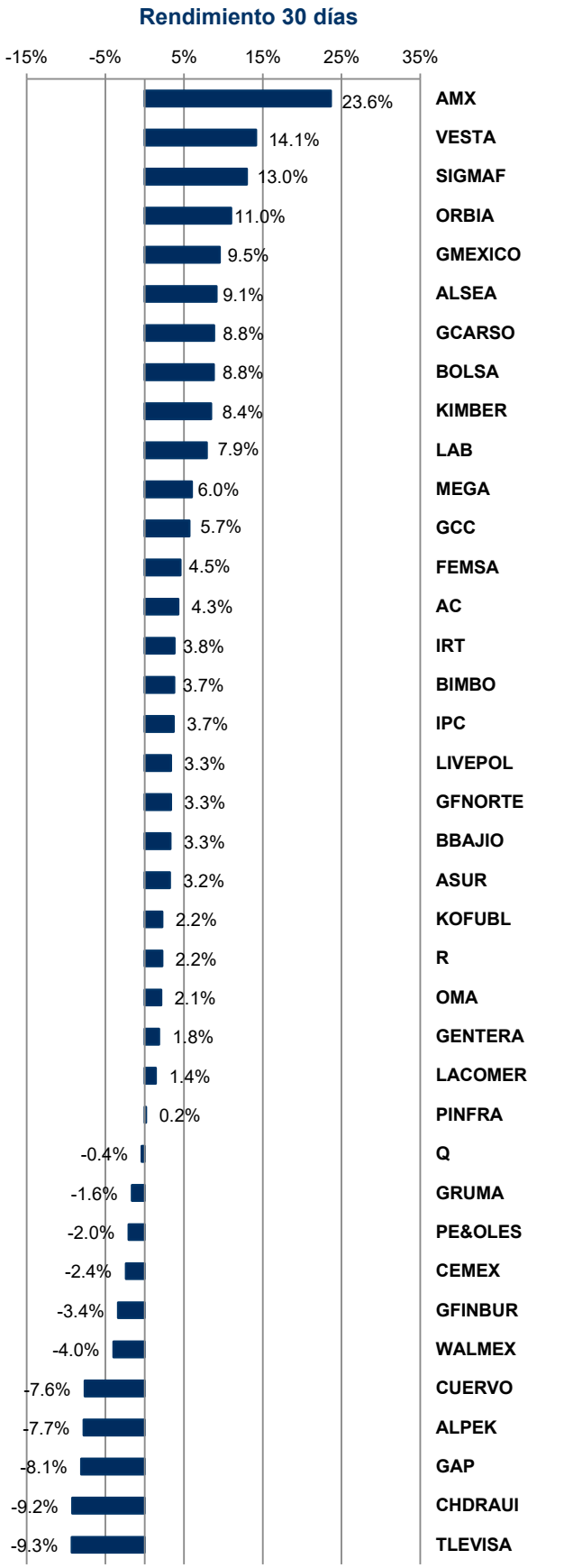
Rendimiento 30 días
-15%
-5%
5%
15%
25%
35%
23.6% AMX
14.1% VESTA
13.0% SIGMAF
11.0% ORBIA
9.5% GMEXICO
9.1% ALSEA
8.8% GCARSO
8.8% BOLSA
8.4% KIMBER
7.9% LAB
6.0% MEGA
5.7% GCC
4.5% FEMSA
4.3% AC
3.8% IRT
3.7% BIMBO
3.7% IPC
3.3% LIVEPOL
3.3% GFNORTE
3.3% BBAJIO
3.2% ASUR
2.2% KOFUBL
2.2% R
2.1% OMA
1.8% GENTERA
1.4% LACOMER
0.2% PINFRA
-0.4% Q
-1.6% GRUMA
-2.0% PE&OLES
-2.4% CEMEX
-3.4% GFINBUR
-4.0% WALMEX
-7.6% CUERVO
-7.7% ALPEK
-8.1% GAP
-9.2% CHDRAUI
-9.3% TLEVISA

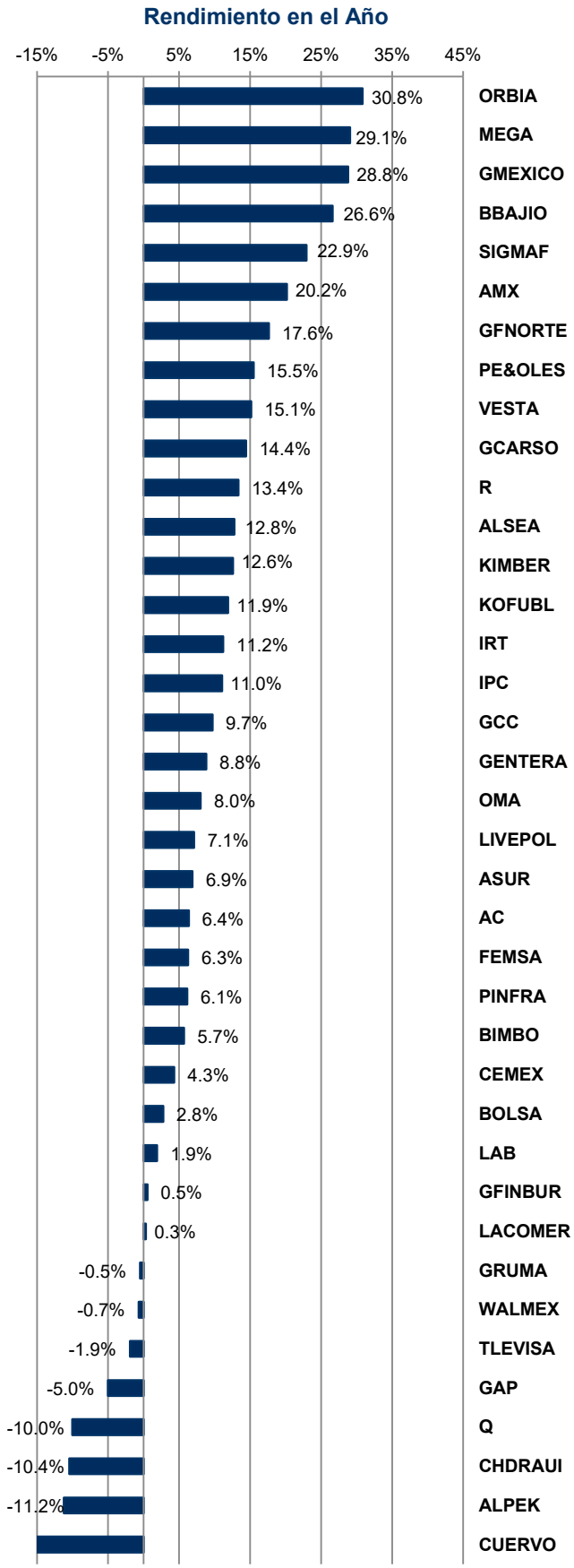
Rendimiento en el Año
-15%
-5%
5%
15%
25%
35%
45%
30.8% ORBIA
29.1% MEGA
28.8% GMEXICO
26.6% BBAJIO
22.9% SIGMAF
20.2% AMX
17.6% GFNORTE
15.5% PE&OLES
15.1% VESTA
14.4% GCARSO
13.4% R
12.8% ALSEA
12.6% KIMBER
11.9% KOFUBL
11.2% IRT
11.0% IPC
9.7% GCC
8.8% GENTERA
8.0% OMA
7.1% LIVEPOL
6.9% ASUR
6.4% AC
6.3% FEMSA
6.1% PINFRA
5.7% BIMBO
4.3% CEMEX
2.8% BOLSA
1.9% LAB
0.5% GFINBUR
0.3% LACOMER
-0.5% GRUMA
-0.7% WALMEX
-1.9% TLEVISA
-5.0% GAP
-10.0% Q
-10.4% CHDRAUI
-11.2% ALPEK
CUERVO

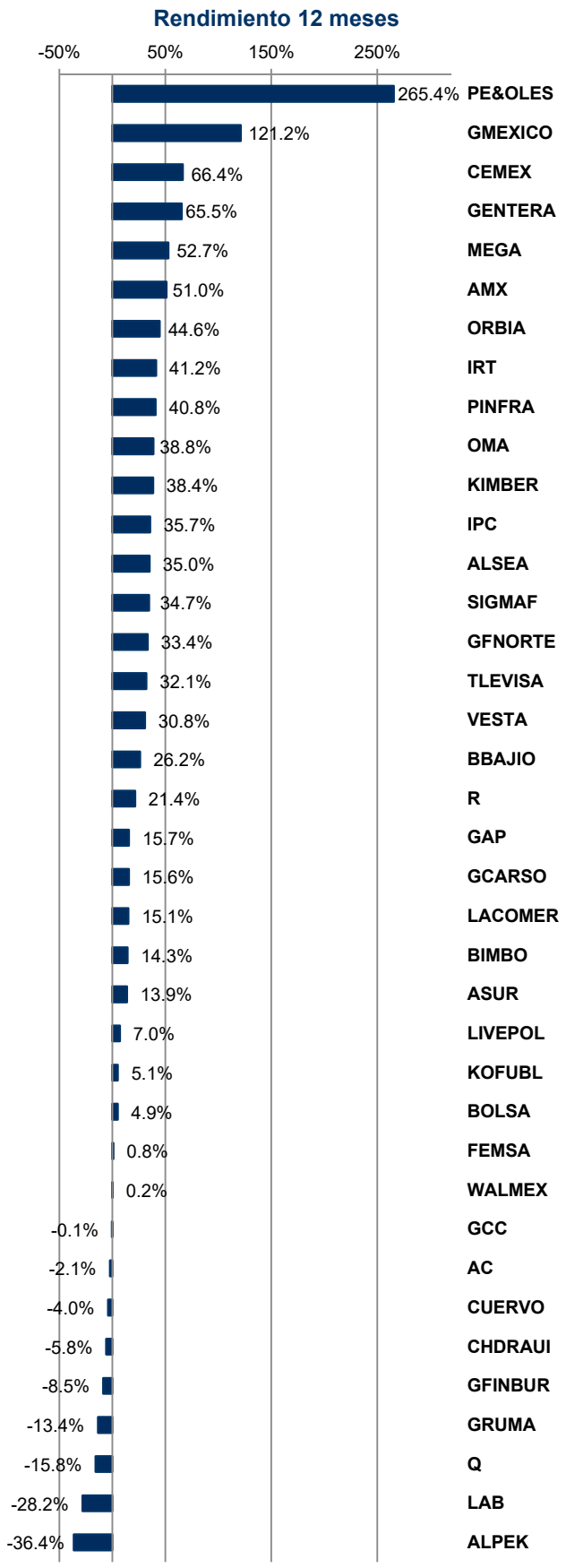
Rendimiento 12 meses
-50%
50%
150%
250%
265.4% PE&OLES
121.2% GMEXICO
66.4% CEMEX
65.5% GENTERA
52.7% MEGA
51.0% AMX
44.6% ORBIA
41.2% IRT
40.8% PINFRA
38.8% OMA
38.4% KIMBER
35.7% IPC
35.0% ALSEA
34.7% SIGMAF
33.4% GFNORTE
32.1% TLEVISA
30.8% VESTA
26.2% BBAJIO
21.4% R
15.7% GAP
15.6% GCARSO
15.1% LACOMER
14.3% BIMBO
13.9% ASUR
7.0% LIVEPOL
5.1% KOFUBL
4.9% BOLSA
0.8% FEMSA
0.2% WALMEX
-0.1% GCC
-2.1% AC
-4.0% CUERVO
-5.8% CHDRAUI
-8.5% GFINBUR
-13.4% GRUMA
-15.8% Q
-28.2% LAB
-36.4% ALPEK