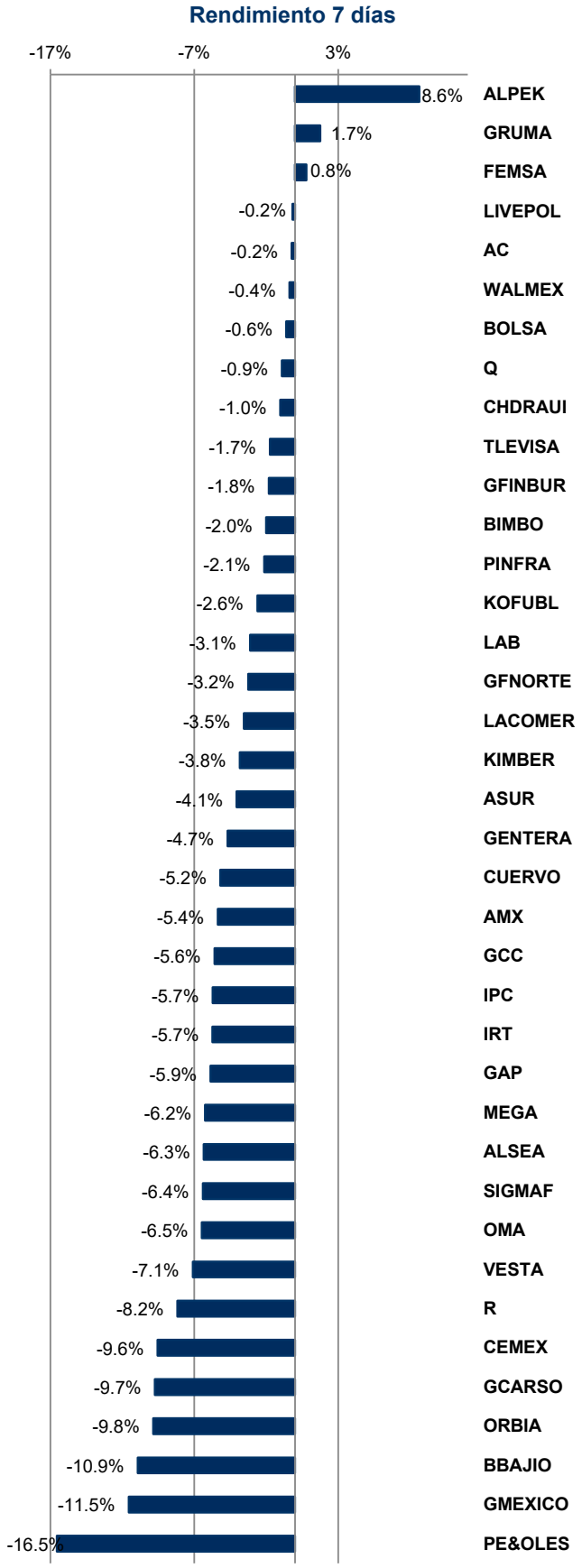
Rendimiento 7 días
-17%
-7%
3%
8.6% ALPEK
1.7% GRUMA
0.8% FEMSA
-0.2% LIVEPOL
-0.2% AC
-0.4% WALMEX
-0.6% BOLSA
-0.9% Q
-1.0% CHDRAUI
-1.7% TLEVISA
-1.8% GFINBUR
-2.0% BIMBO
-2.1% PINFRA
-2.6% KOFUBL
-3.1% LAB
-3.2% GFNORTE
-3.5% LACOMER
-3.8% KIMBER
-4.1% ASUR
-4.7% GENTERA
-5.2% CUERVO
-5.4% AMX
-5.6% GCC
-5.7% IPC
-5.7% IRT
-5.9% GAP
-6.2% MEGA
-6.3% ALSEA
-6.4% SIGMAF
-6.5% OMA
-7.1% VESTA
-8.2% R
-9.6% CEMEX
-9.7% GCARSO
-9.8% ORBIA
-10.9% BBAJIO
-11.5% GMEXICO
-16.5% PE&OLES

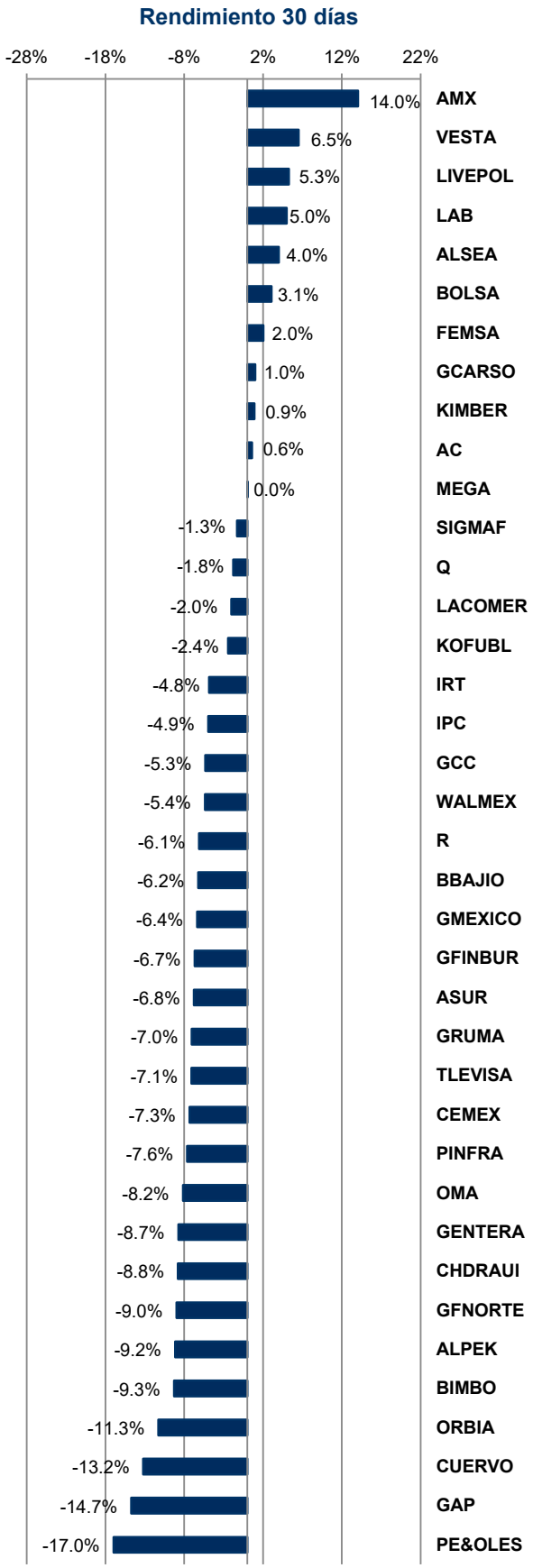
Rendimiento 30 días
-28%
-18%
-8%
2%
12%
22%
14.0% AMX
6.5% VESTA
5.3% LIVEPOL
5.0% LAB
4.0% ALSEA
3.1% BOLSA
2.0% FEMSA
1.0% GCARSO
0.9% KIMBER
0.6% AC
0.0% MEGA
-1.3% SIGMAF
-1.8% Q
-2.0% LACOMER
-2.4% KOFUBL
-4.8% IRT
-4.9% IPC
-5.3% GCC
-5.4% WALMEX
-6.1% R
-6.2% BBAJIO
-6.4% GMEXICO
-6.7% GFINBUR
-6.8% ASUR
-7.0% GRUMA
-7.1% TLEVISA
-7.3% CEMEX
-7.6% PINFRA
-8.2% OMA
-8.7% GENTERA
-8.8% CHDRAUI
-9.0% GFNORTE
-9.2% ALPEK
-9.3% BIMBO
-11.3% ORBIA
-13.2% CUERVO
-14.7% GAP
-17.0% PE&OLES

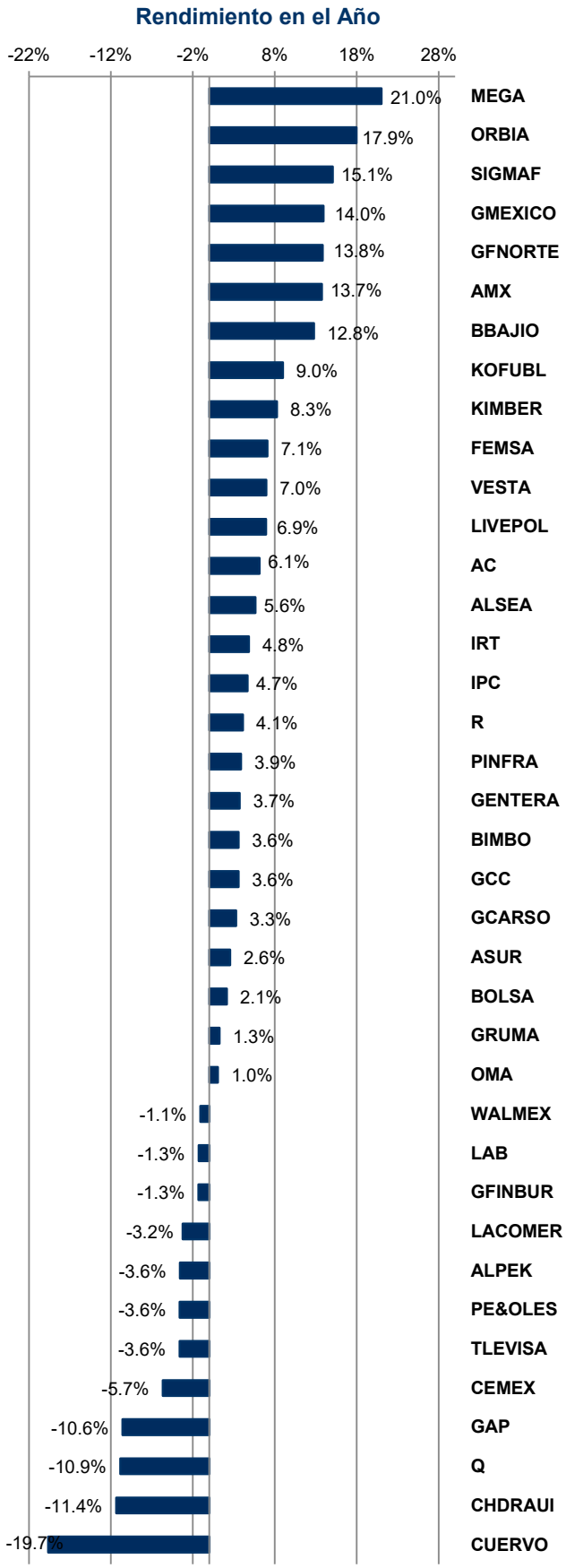
Rendimiento en el Año
-22%
-12%
-2%
8%
18%
28%
21.0% MEGA
17.9% ORBIA
15.1% SIGMAF
14.0% GMEXICO
13.8% GFNORTE
13.7% AMX
12.8% BBAJIO
9.0% KOFUBL
8.3% KIMBER
7.1% FEMSA
7.0% VESTA
6.9% LIVEPOL
6.1% AC
5.6% ALSEA
4.8% IRT
4.7% IPC
4.1% R
3.9% PINFRA
3.7% GENTERA
3.6% BIMBO
3.6% GCC
3.3% GCARSO
2.6% ASUR
2.1% BOLSA
1.3% GRUMA
1.0% OMA
-1.1% WALMEX
-1.3% LAB
-1.3% GFINBUR
-3.2% LACOMER
-3.6% ALPEK
-3.6% PE&OLES
-3.6% TLEVISA
-5.7% CEMEX
-10.6% GAP
-10.9% Q
-11.4% CHDRAUI
-19.7% CUERVO

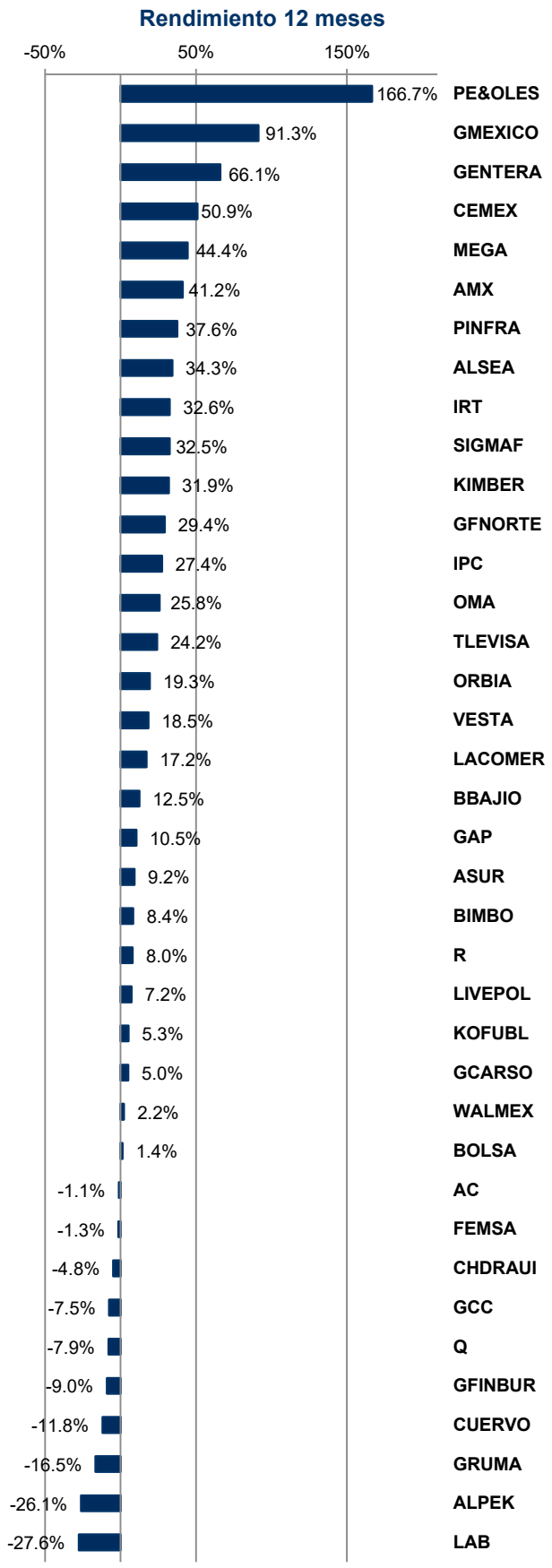
Rendimiento 12 meses
-50%
50%
150%
166.7% PE&OLES
91.3% GMEXICO
66.1% GENTERA
50.9% CEMEX
44.4% MEGA
41.2% AMX
37.6% PINFRA
34.3% ALSEA
32.6% IRT
32.5% SIGMAF
31.9% KIMBER
29.4% GFNORTE
27.4% IPC
25.8% OMA
24.2% TLEVISA
19.3% ORBIA
18.5% VESTA
17.2% LACOMER
12.5% BBAJIO
10.5% GAP
9.2% ASUR
8.4% BIMBO
8.0% R
7.2% LIVEPOL
5.3% KOFUBL
5.0% GCARSO
2.2% WALMEX
1.4% BOLSA
-1.1% AC
-1.3% FEMSA
-4.8% CHDRAUI
-7.5% GCC
-7.9% Q
-9.0% GFINBUR
-11.8% CUERVO
-16.5% GRUMA
-26.1% ALPEK
-27.6% LAB