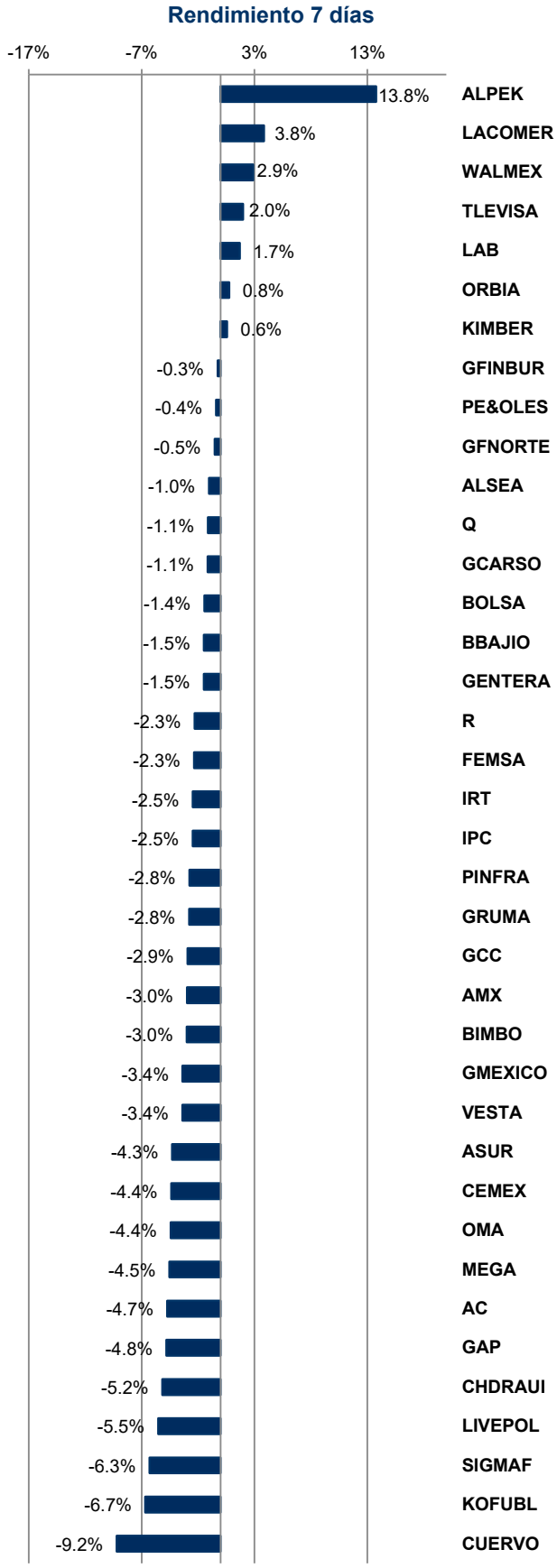
Rendimiento 7 días
-17%
-7%
3%
13%
13.8% ALPEK
3.8% LACOMER
2.9% WALMEX
2.0% TLEVISA
1.7% LAB
0.8% ORBIA
0.6% KIMBER
-0.3% GFINBUR
-0.4% PE&OLES
-0.5% GFNORTE
-1.0% ALSEA
-1.1% Q
-1.1% GCARSO
-1.4% BOLSA
-1.5% BBAJIO
-1.5% GENTERA
-2.3% R
-2.3% FEMSA
-2.5% IRT
-2.5% IPC
-2.8% PINFRA
-2.8% GRUMA
-2.9% GCC
-3.0% AMX
-3.0% BIMBO
-3.4% GMEXICO
-3.4% VESTA
-4.3% ASUR
-4.4% CEMEX
-4.4% OMA
-4.5% MEGA
-4.7% AC
-4.8% GAP
-5.2% CHDRAUI
-5.5% LIVEPOL
-6.3% SIGMAF
-6.7% KOFUBL
-9.2% CUERVO

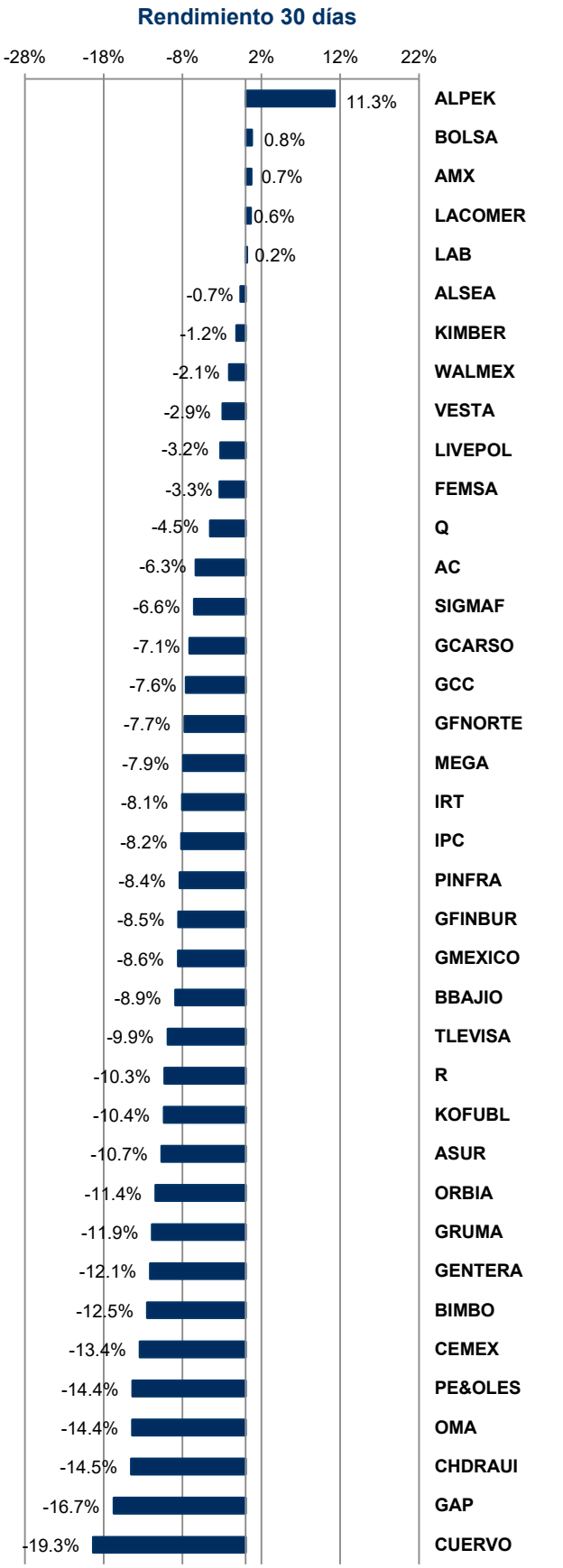
Rendimiento 30 días
-28%
-18%
-8%
2%
12%
22%
11.3% ALPEK
0.8% BOLSA
0.7% AMX
0.6% LACOMER
0.2% LAB
-0.7% ALSEA
-1.2% KIMBER
-2.1% WALMEX
-2.9% VESTA
-3.2% LIVEPOL
-3.3% FEMSA
-4.5% Q
-6.3% AC
-6.6% SIGMAF
-7.1% GCARSO
-7.6% GCC
-7.7% GFNORTE
-7.9% MEGA
-8.1% IRT
-8.2% IPC
-8.4% PINFRA
-8.5% GFINBUR
-8.6% GMEXICO
-8.9% BBAJIO
-9.9% TLEVISA
-10.3% R
-10.4% KOFUBL
-10.7% ASUR
-11.4% ORBIA
-11.9% GRUMA
-12.1% GENTERA
-12.5% BIMBO
-13.4% CEMEX
-14.4% PE&OLES
-14.4% OMA
-14.5% CHDRAUI
-16.7% GAP
-19.3% CUERVO

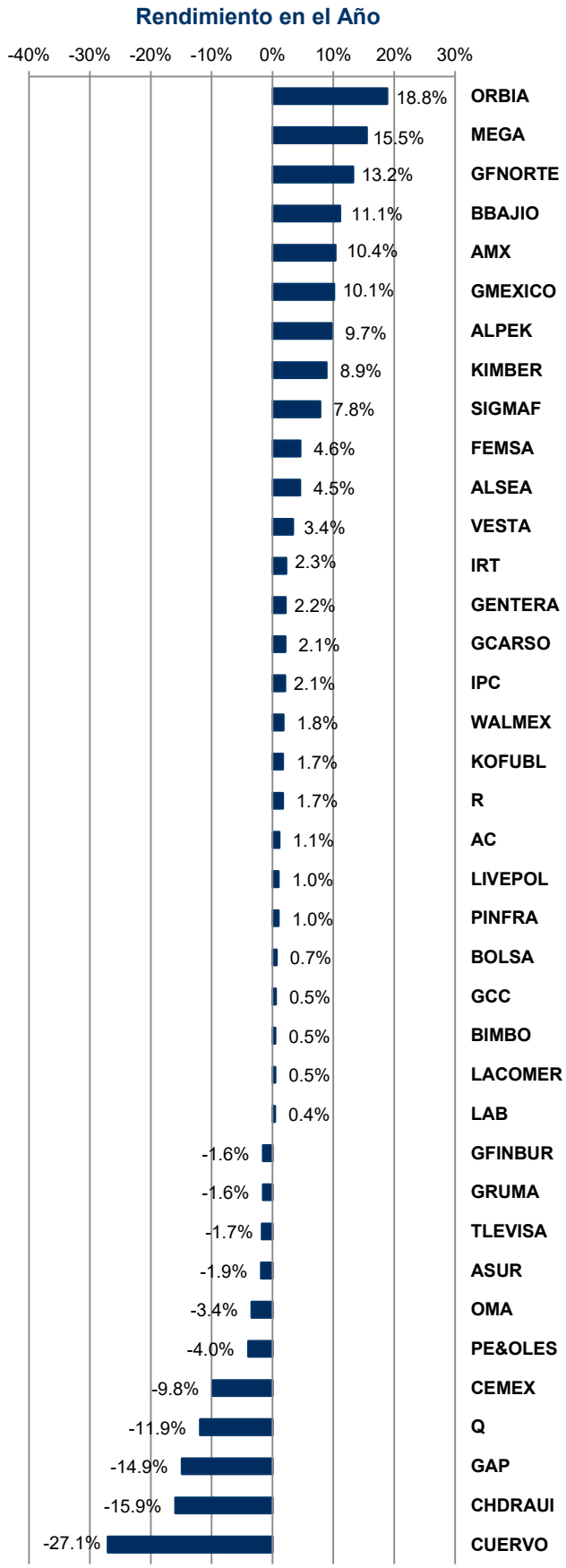
Rendimiento en el Año
-40% -30% -20% -10% 0% 10% 20% 30%
18.8% ORBIA
15.5% MEGA
13.2% GFNORTE
11.1% BBAJIO
10.4% AMX
10.1% GMEXICO
9.7% ALPEK
8.9% KIMBER
7.8% SIGMAF
4.6% FEMSA
4.5% ALSEA
3.4% VESTA
2.3% IRT
2.2% GENTERA
2.1% GCARSO
2.1% IPC
1.8% WALMEX
1.7% KOFUBL
1.7% R
1.1% AC
1.0% LIVEPOL
1.0% PINFRA
0.7% BOLSA
0.5% GCC
0.5% BIMBO
0.5% LACOMER
0.4% LAB
-1.6% GFINBUR
-1.6% GRUMA
-1.7% TLEVISA
-1.9% ASUR
-3.4% OMA
-4.0% PE&OLES
-9.8% CEMEX
-11.9% Q
-14.9% GAP
-15.9% CHDRAUI
-27.1% CUERVO

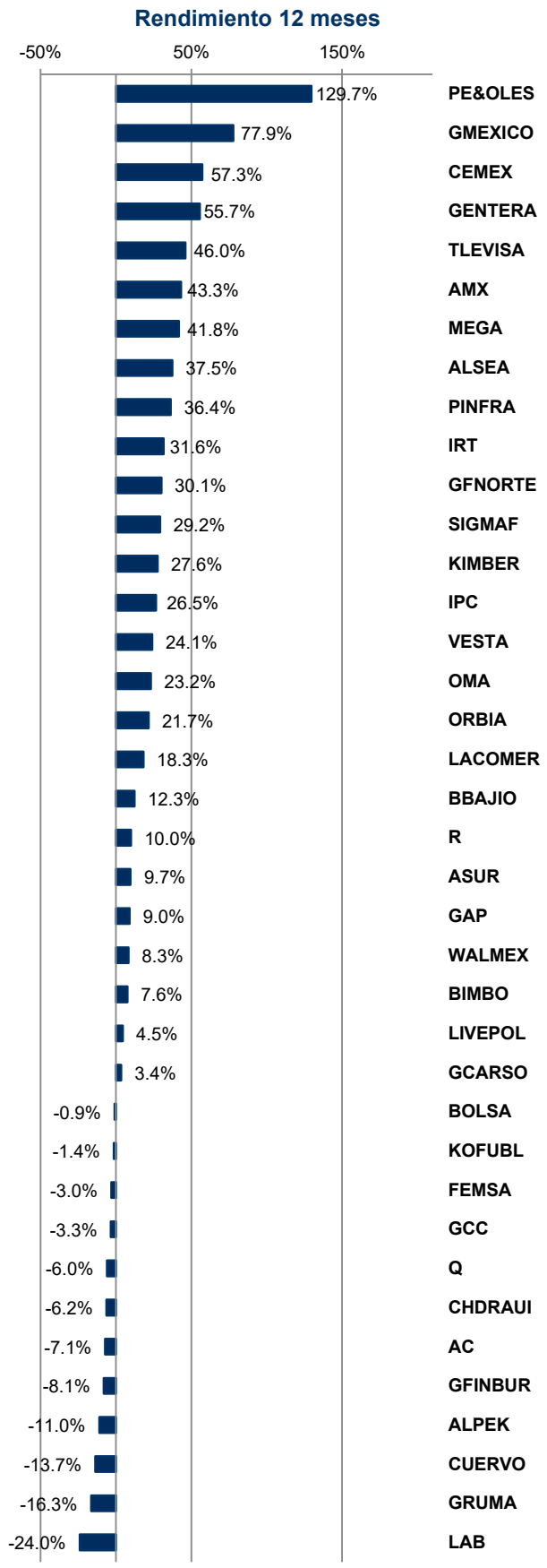
Rendimiento 12 meses
-50% 50% 150%
129.7% PE&OLES
77.9% GMEXICO
57.3% CEMEX
55.7% GENTERA
46.0% TLEVISA
43.3% AMX
41.8% MEGA
37.5% ALSEA
36.4% PINFRA
31.6% IRT
30.1% GFNORTE
29.2% SIGMAF
27.6% KIMBER
26.5% IPC
24.1% VESTA
23.2% OMA
21.7% ORBIA
18.3% LACOMER
12.3% BBAJIO
10.0% R
9.7% ASUR
9.0% GAP
8.3% WALMEX
7.6% BIMBO
4.5% LIVEPOL
3.4% GCARSO
-0.9% BOLSA
-1.4% KOFUBL
-3.0% FEMSA
-3.3% GCC
-6.0% Q
-6.2% CHDRAUI
-7.1% AC
-8.1% GFINBUR
-11.0% ALPEK
-13.7% CUERVO
-16.3% GRUMA
-24.0% LAB