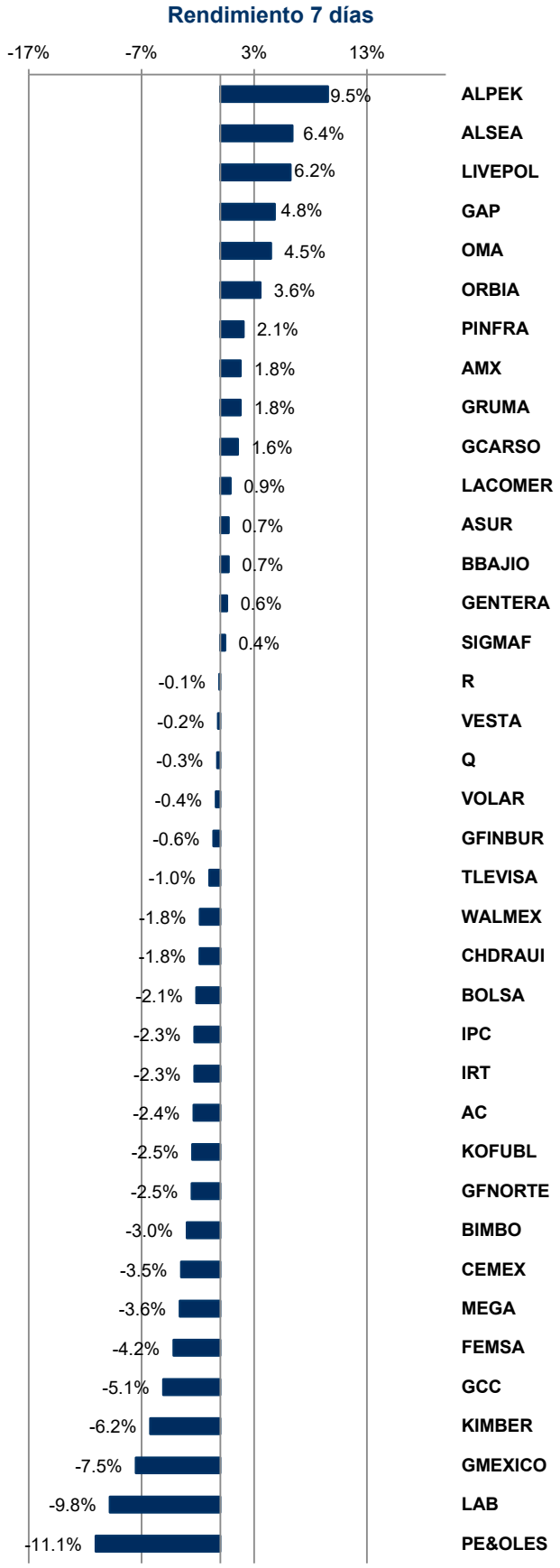
Rendimiento 7 días
-17%
-7%
3%
13%
9.5% ALPEK
6.4% ALSEA
6.2% LIVEPOL
4.8% GAP
4.5% OMA
3.6% ORBIA
2.1% PINFRA
1.8% AMX
1.8% GRUMA
1.6% GCARSO
0.9% LACOMER
0.7% ASUR
0.7% BBAJIO
0.6% GENTERA
0.4% SIGMAF
-0.1% R
-0.2% VESTA
-0.3% Q
-0.4% VOLAR
-0.6% GFINBUR
-1.0% TLEVISA
-1.8% WALMEX
-1.8% CHDRAUI
-2.1% BOLSA
-2.3% IPC
-2.3% IRT
-2.4% AC
-2.5% KOFUBL
-2.5% GFNORTE
-3.0% BIMBO
-3.5% CEMEX
-3.6% MEGA
-4.2% FEMSA
-5.1% GCC
-6.2% KIMBER
-7.5% GMEXICO
-9.8% LAB
-11.1% PE&OLES

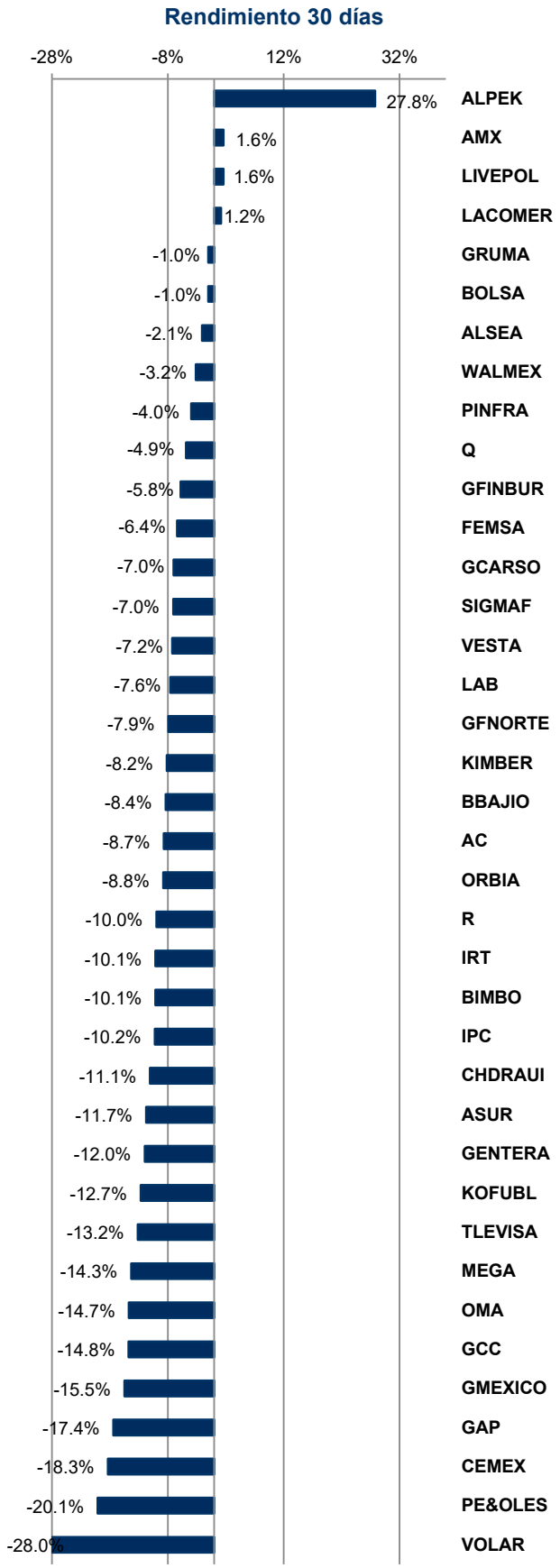
Rendimiento 30 días
-28%
-8%
12%
32%
27.8% ALPEK
1.6% AMX
1.6% LIVEPOL
1.2% LACOMER
-1.0% GRUMA
-1.0% BOLSA
-2.1% ALSEA
-3.2% WALMEX
-4.0% PINFRA
-4.9% Q
-5.8% GFINBUR
-6.4% FEMSA
-7.0% GCARSO
-7.0% SIGMAF
-7.2% VESTA
-7.6% LAB
-7.9% GFNORTE
-8.2% KIMBER
-8.4% BBAJIO
-8.7% AC
-8.8% ORBIA
-10.0% R
-10.1% IRT
-10.1% BIMBO
-10.2% IPC
-11.1% CHDRAUI
-11.7% ASUR
-12.0% GENTERA
-12.7% KOFUBL
-13.2% TLEVISA
-14.3% MEGA
-14.7% OMA
-14.8% GCC
-15.5% GMEXICO
-17.4% GAP
-18.3% CEMEX
-20.1% PE&OLES
-28.0% VOLAR

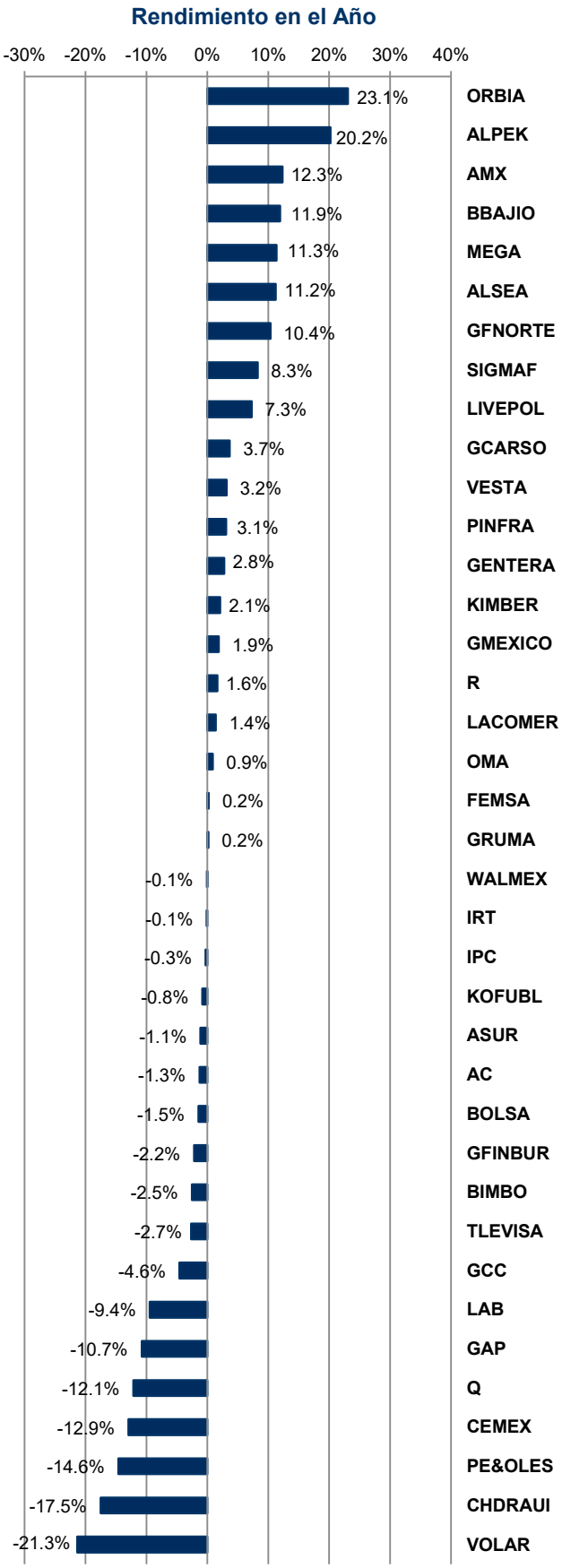
Rendimiento en el Año
-30% -20% -10% 0% 10% 20% 30% 40%
23.1% ORBIA
20.2% ALPEK
12.3% AMX
11.9% BBAJIO
11.3% MEGA
11.2% ALSEA
10.4% GFNORTE
8.3% SIGMAF
7.3% LIVEPOL
3.7% GCARSO
3.2% VESTA
3.1% PINFRA
2.8% GENTERA
2.1% KIMBER
1.9% GMEXICO
1.6% R
1.4% LACOMER
0.9% OMA
0.2% FEMSA
0.2% GRUMA
-0.1% WALMEX
-0.1% IRT
-0.3% IPC
-0.8% KOFUBL
-1.1% ASUR
-1.3% AC
-1.5% BOLSA
-2.2% GFINBUR
-2.5% BIMBO
-2.7% TLEVISA
-4.6% GCC
-9.4% LAB
-10.7% GAP
-12.1% Q
-12.9% CEMEX
-14.6% PE&OLES
-17.5% CHDRAUI
-21.3% VOLAR

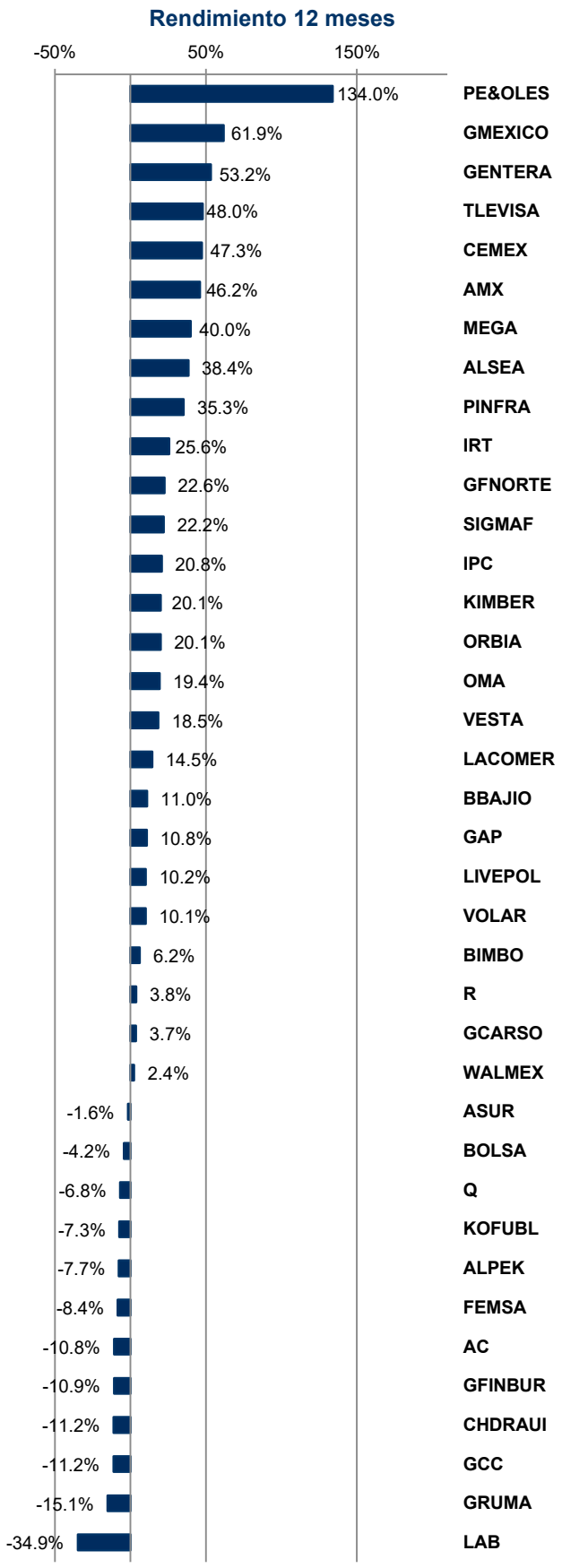
Rendimiento 12 meses
-50% 50% 150%
134.0% PE&OLES
61.9% GMEXICO
53.2% GENTERA
48.0% TLEVISA
47.3% CEMEX
46.2% AMX
40.0% MEGA
38.4% ALSEA
35.3% PINFRA
25.6% IRT
22.6% GFNORTE
22.2% SIGMAF
20.8% IPC
20.1% KIMBER
20.1% ORBIA
19.4% OMA
18.5% VESTA
14.5% LACOMER
11.0% BBAJIO
10.8% GAP
10.2% LIVEPOL
10.1% VOLAR
6.2% BIMBO
3.8% R
3.7% GCARSO
2.4% WALMEX
-1.6% ASUR
-4.2% BOLSA
-6.8% Q
-7.3% KOFUBL
-7.7% ALPEK
-8.4% FEMSA
-10.8% AC
-10.9% GFINBUR
-11.2% CHDRAUI
-11.2% GCC
-15.1% GRUMA
-34.9% LAB