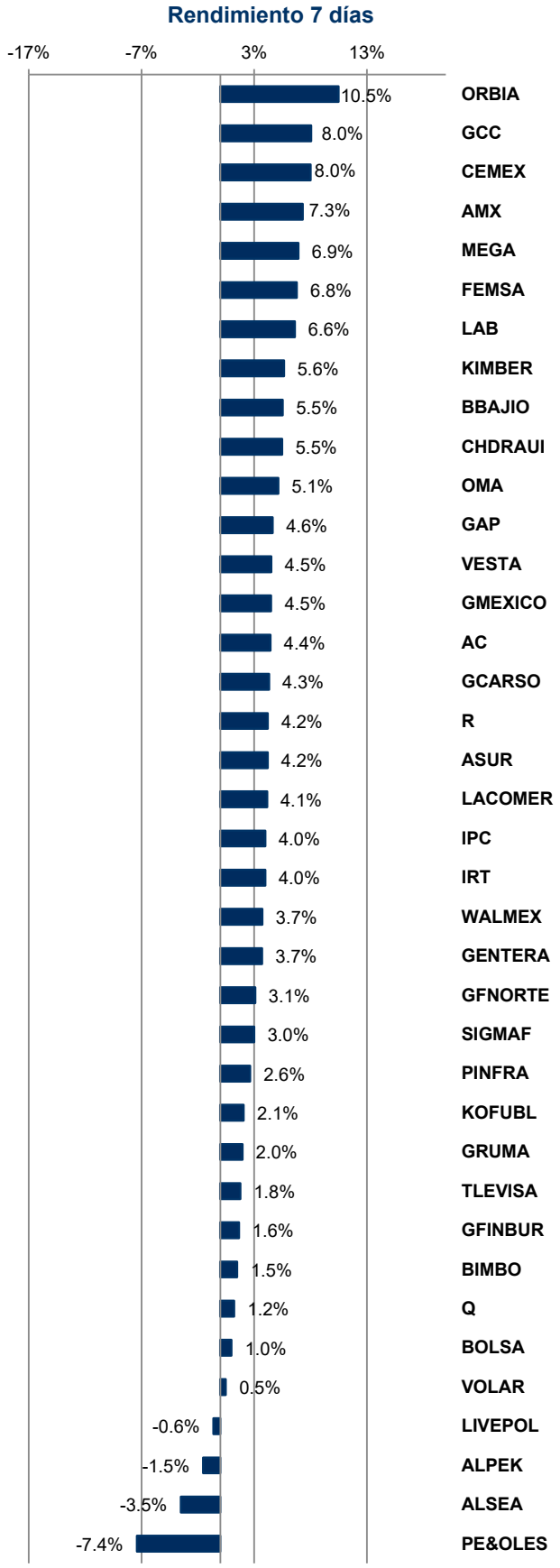
Rendimiento 7 días
-17%
-7%
3%
13%
10.5% ORBIA
8.0% GCC
8.0% CEMEX
7.3% AMX
6.9% MEGA
6.8% FEMSA
6.6% LAB
5.6% KIMBER
5.5% BBAJIO
5.5% CHDRAUI
5.1% OMA
4.6% GAP
4.5% VESTA
4.5% GMEXICO
4.4% AC
4.3% GCARSO
4.2% R
4.2% ASUR
4.1% LACOMER
4.0% IPC
4.0% IRT
3.7% WALMEX
3.7% GENTERA
3.1% GFNORTE
3.0% SIGMAF
2.6% PINFRA
2.1% KOFUBL
2.0% GRUMA
1.8% TLEVISA
1.6% GFINBUR
1.5% BIMBO
1.2% Q
1.0% BOLSA
0.5% VOLAR
-0.6% LIVEPOL
-1.5% ALPEK
-3.5% ALSEA
-7.4% PE&OLES

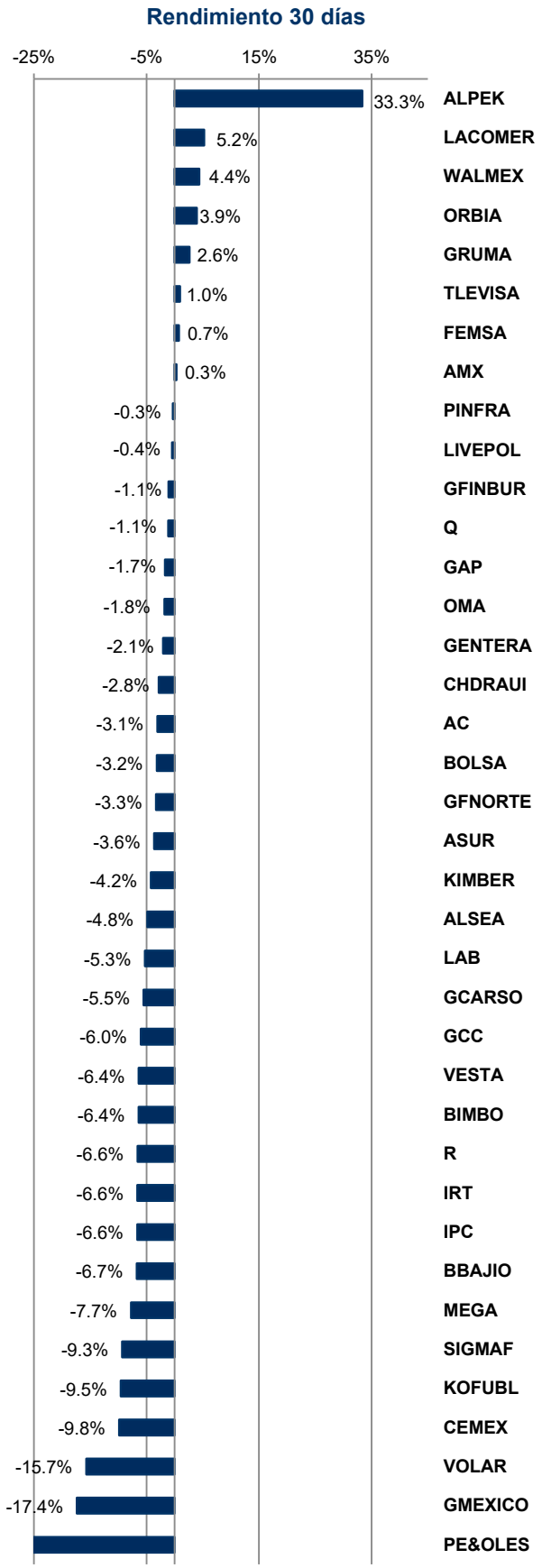
Rendimiento 30 días
-25%
-5%
15%
35%
33.3% ALPEK
5.2% LACOMER
4.4% WALMEX
3.9% ORBIA
2.6% GRUMA
1.0% TLEVISA
0.7% FEMSA
0.3% AMX
-0.3% PINFRA
-0.4% LIVEPOL
-1.1% GFINBUR
-1.1% Q
-1.7% GAP
-1.8% OMA
-2.1% GENTERA
-2.8% CHDRAUI
-3.1% AC
-3.2% BOLSA
-3.3% GFNORTE
-3.6% ASUR
-4.2% KIMBER
-4.8% ALSEA
-5.3% LAB
-5.5% GCARSO
-6.0% GCC
-6.4% VESTA
-6.4% BIMBO
-6.6% R
-6.6% IRT
-6.6% IPC
-6.7% BBAJIO
-7.7% MEGA
-9.3% SIGMAF
-9.5% KOFUBL
-9.8% CEMEX
-15.7% VOLAR
-17.4% GMEXICO
PE&OLES

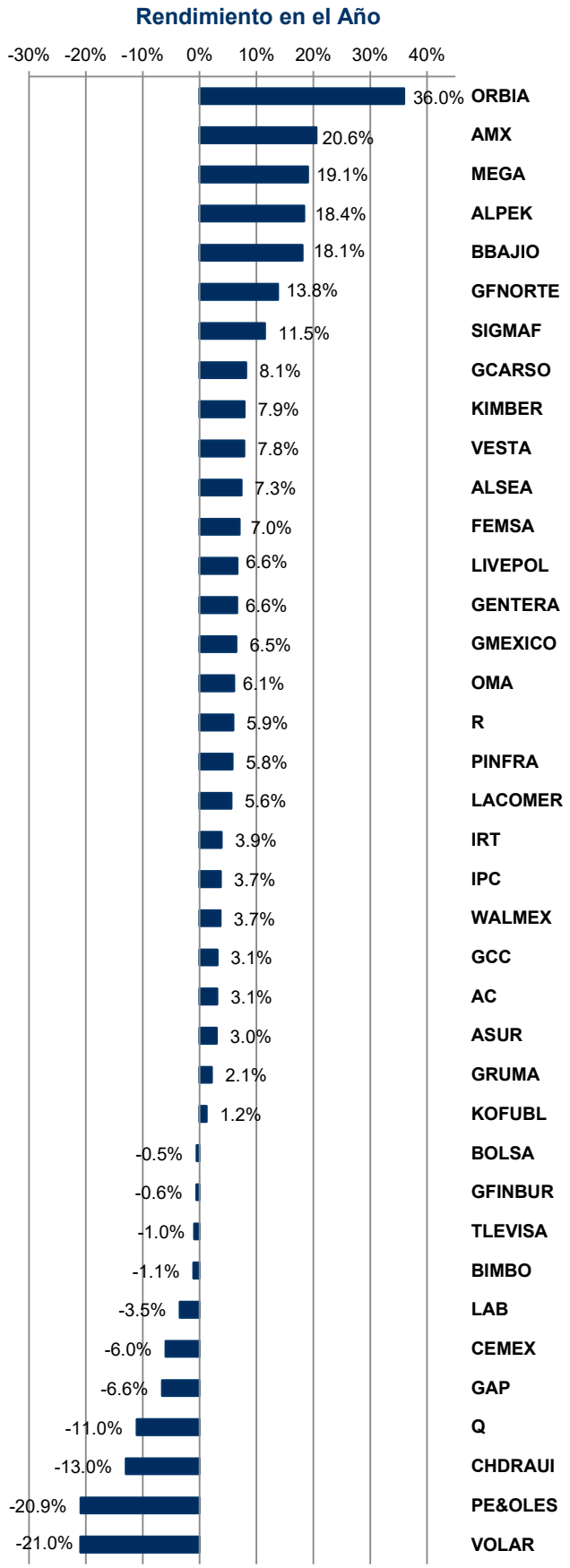
Rendimiento en el Año
-30% -20% -10% 0% 10% 20% 30% 40%
36.0% ORBIA
20.6% AMX
19.1% MEGA
18.4% ALPEK
18.1% BBAJIO
13.8% GFNORTE
11.5% SIGMAF
8.1% GCARSO
7.9% KIMBER
7.8% VESTA
7.3% ALSEA
7.0% FEMSA
6.6% LIVEPOL
6.6% GENTERA
6.5% GMEXICO
6.1% OMA
5.9% R
5.8% PINFRA
5.6% LACOMER
3.9% IRT
3.7% IPC
3.7% WALMEX
3.1% GCC
3.1% AC
3.0% ASUR
2.1% GRUMA
1.2% KOFUBL
-0.5% BOLSA
-0.6% GFINBUR
-1.0% TLEVISA
-1.1% BIMBO
-3.5% LAB
-6.0% CEMEX
-6.6% GAP
-11.0% Q
-13.0% CHDRAUI
-20.9% PE&OLES
-21.0% VOLAR

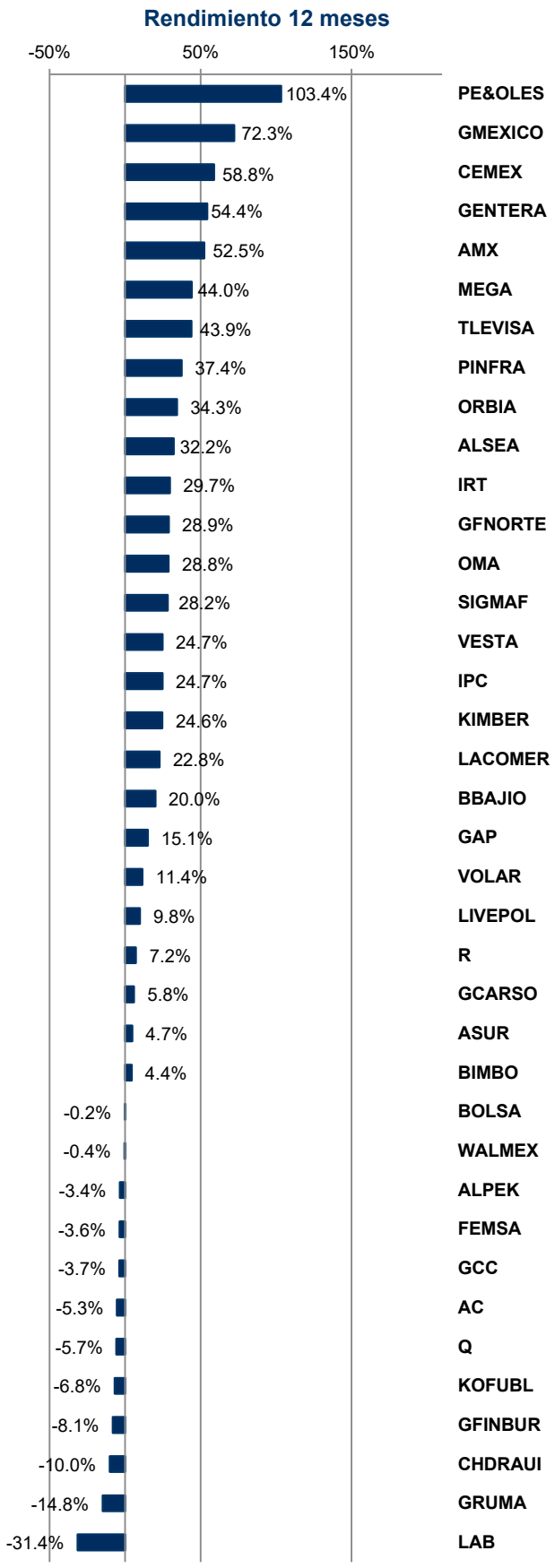
Rendimiento 12 meses
-50% 50% 150%
103.4% PE&OLES
72.3% GMEXICO
58.8% CEMEX
54.4% GENTERA
52.5% AMX
44.0% MEGA
43.9% TLEVISA
37.4% PINFRA
34.3% ORBIA
32.2% ALSEA
29.7% IRT
28.9% GFNORTE
28.8% OMA
28.2% SIGMAF
24.7% VESTA
24.7% IPC
24.6% KIMBER
22.8% LACOMER
20.0% BBAJIO
15.1% GAP
11.4% VOLAR
9.8% LIVEPOL
7.2% R
5.8% GCARSO
4.7% ASUR
4.4% BIMBO
-0.2% BOLSA
-0.4% WALMEX
-3.4% ALPEK
-3.6% FEMSA
-3.7% GCC
-5.3% AC
-5.7% Q
-6.8% KOFUBL
-8.1% GFINBUR
-10.0% CHDRAUI
-14.8% GRUMA
-31.4% LAB