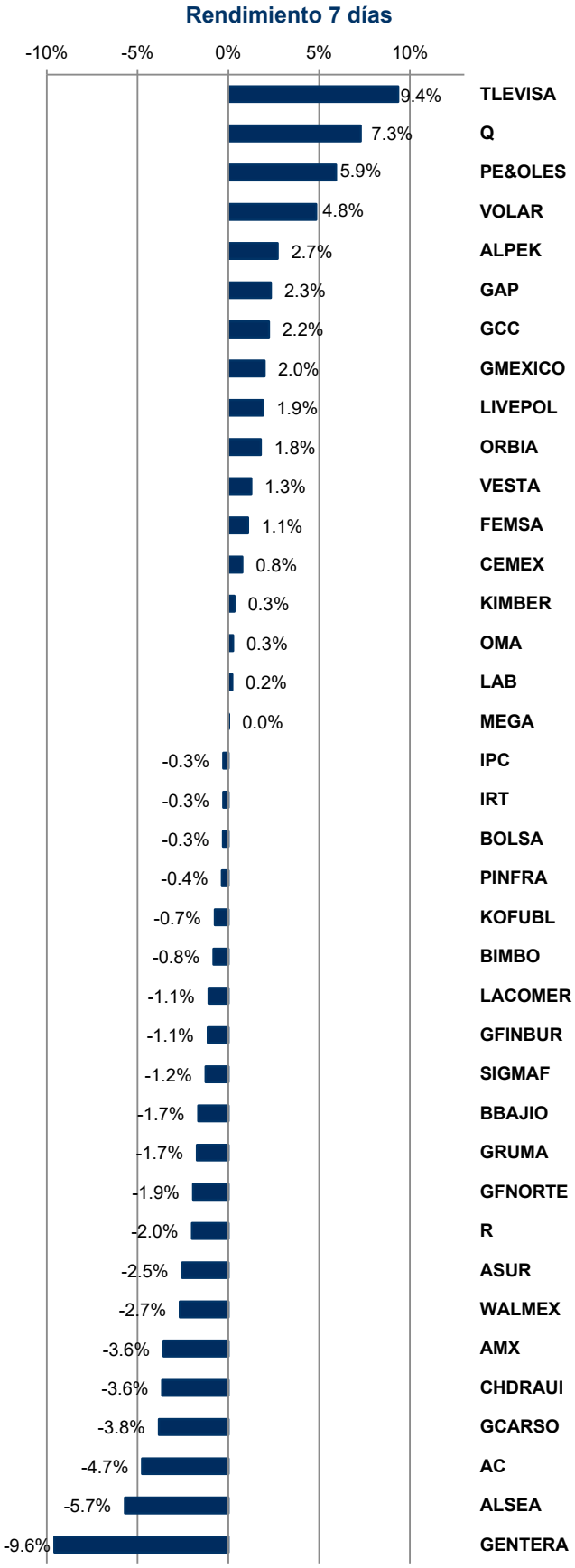
Rendimiento 7 días
-10%
-5%
0%
5%
10%
9.4% TLEVISA
7.3% Q
5.9% PE&OLES
4.8% VOLAR
2.7% ALPEK
2.3% GAP
2.2% GCC
2.0% GMEXICO
1.9% LIVEPOL
1.8% ORBIA
1.3% VESTA
1.1% FEMSA
0.8% CEMEX
0.3% KIMBER
0.3% OMA
0.2% LAB
0.0% MEGA
-0.3% IPC
-0.3% IRT
-0.3% BOLSA
-0.4% PINFRA
-0.7% KOFUBL
-0.8% BIMBO
-1.1% LACOMER
-1.1% GFINBUR
-1.2% SIGMAF
-1.7% BBAJIO
-1.7% GRUMA
-1.9% GFNORTE
-2.0% R
-2.5% ASUR
-2.7% WALMEX
-3.6% AMX
-3.6% CHDRAUI
-3.8% GCARSO
-4.7% AC
-5.7% ALSEA
-9.6% GENTERA

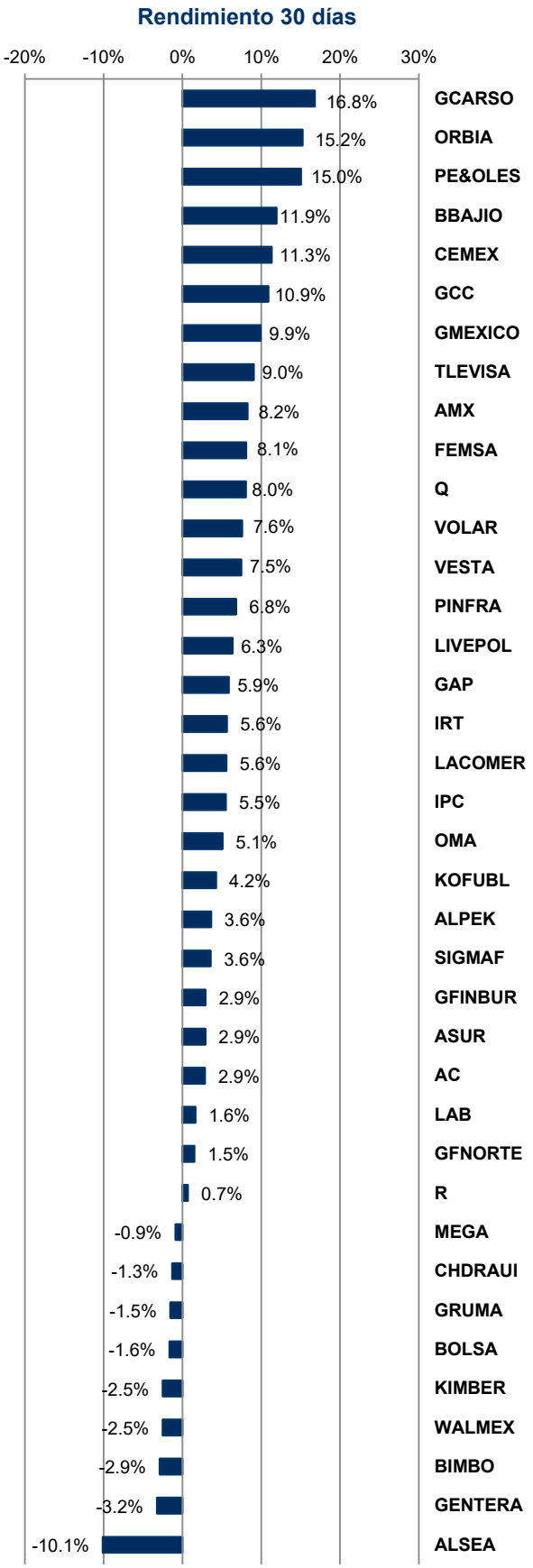
Rendimiento 30 días
-20%
-10%
0%
10%
20%
30%
16.8% GCARSO
15.2% ORBIA
15.0% PE&OLES
11.9% BBAJIO
11.3% CEMEX
10.9% GCC
9.9% GMEXICO
9.0% TLEVISA
8.2% AMX
8.1% FEMSA
8.0% Q
7.6% VOLAR
7.5% VESTA
6.8% PINFRA
6.3% LIVEPOL
5.9% GAP
5.6% IRT
5.6% LACOMER
5.5% IPC
5.1% OMA
4.2% KOFUBL
3.6% ALPEK
3.6% SIGMAF
2.9% GFINBUR
2.9% ASUR
2.9% AC
1.6% LAB
1.5% GFNORTE
0.7% R
-0.9% MEGA
-1.3% CHDRAUI
-1.5% GRUMA
-1.6% BOLSA
-2.5% KIMBER
-2.5% WALMEX
-2.9% BIMBO
-3.2% GENTERA
-10.1% ALSEA

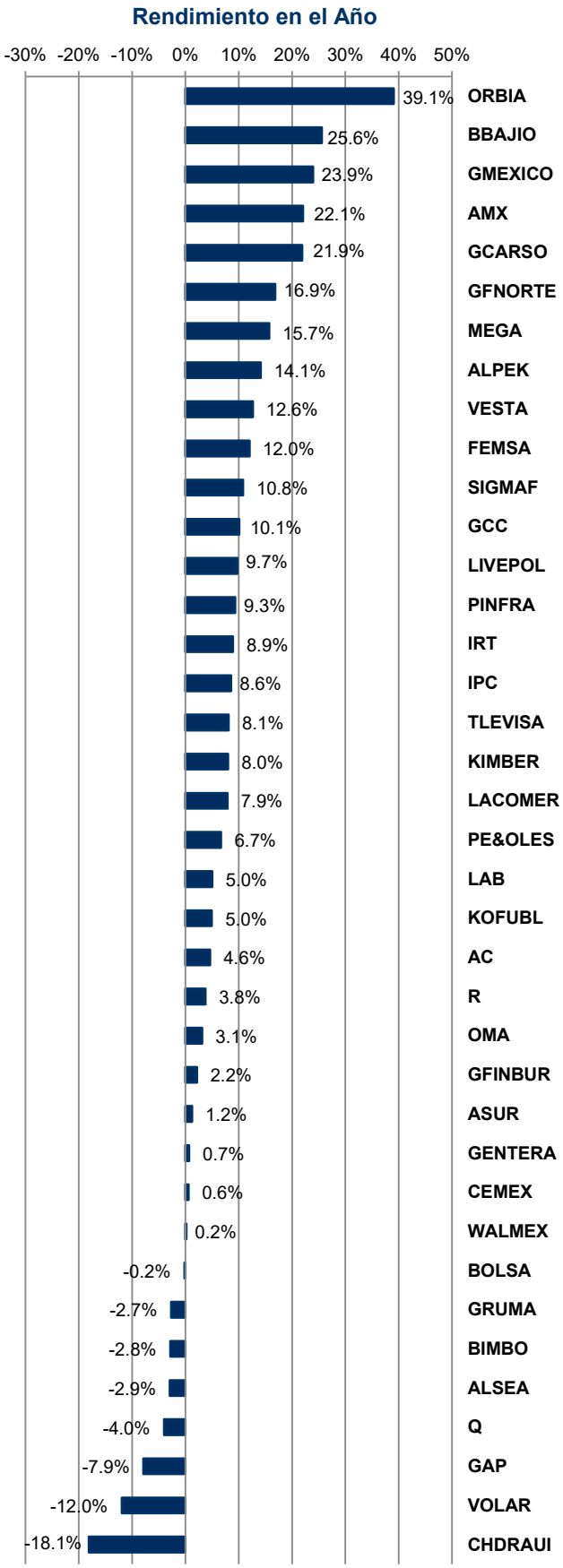
Rendimiento en el Año
-30% -20% -10% 0% 10% 20% 30% 40% 50%
39.1% ORBIA
25.6% BBAJIO
23.9% GMEXICO
22.1% AMX
21.9% GCARSO
16.9% GFNORTE
15.7% MEGA
14.1% ALPEK
12.6% VESTA
12.0% FEMSA
10.8% SIGMAF
10.1% GCC
9.7% LIVEPOL
9.3% PINFRA
8.9% IRT
8.6% IPC
8.1% TLEVISA
8.0% KIMBER
7.9% LACOMER
6.7% PE&OLES
5.0% LAB
5.0% KOFUBL
4.6% AC
3.8% R
3.1% OMA
2.2% GFINBUR
1.2% ASUR
0.7% GENTERA
0.6% CEMEX
0.2% WALMEX
-0.2% BOLSA
-2.7% GRUMA
-2.8% BIMBO
-2.9% ALSEA
-4.0% Q
-7.9% GAP
-12.0% VOLAR
-18.1% CHDRAUI

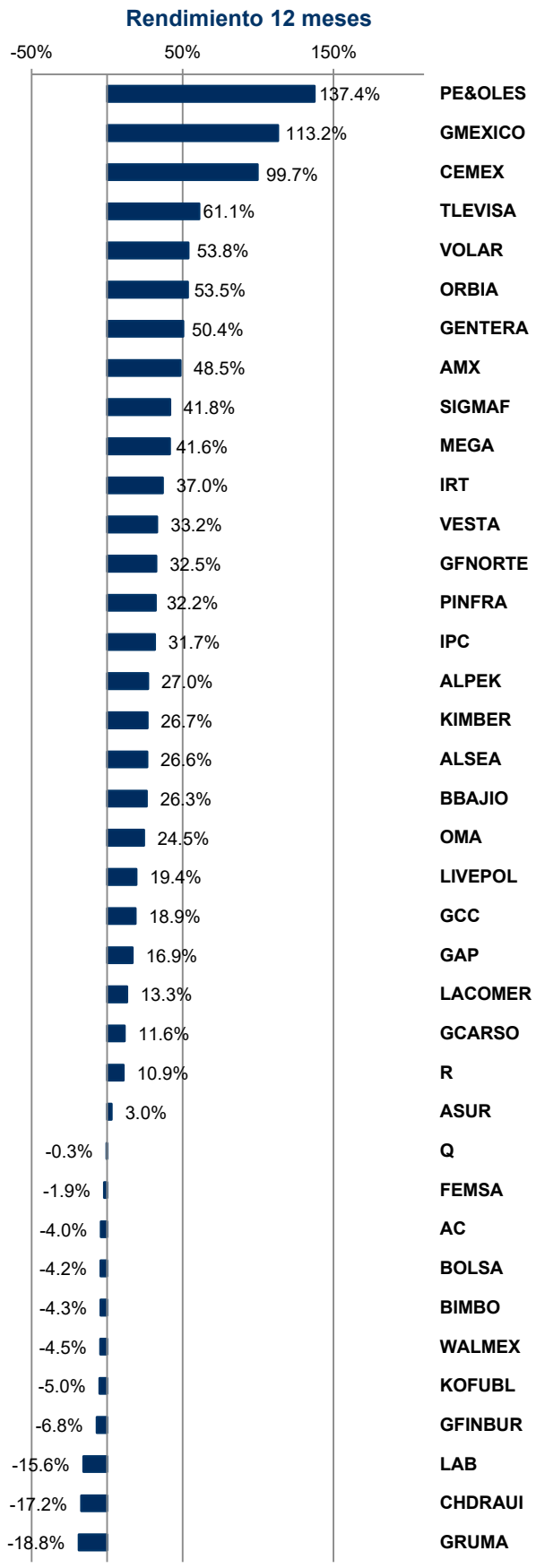
Rendimiento 12 meses
-50% 50% 150%
137.4% PE&OLES
113.2% GMEXICO
99.7% CEMEX
61.1% TLEVISA
53.8% VOLAR
53.5% ORBIA
50.4% GENTERA
48.5% AMX
41.8% SIGMAF
41.6% MEGA
37.0% IRT
33.2% VESTA
32.5% GFNORTE
32.2% PINFRA
31.7% IPC
27.0% ALPEK
26.7% KIMBER
26.6% ALSEA
26.3% BBAJIO
24.5% OMA
19.4% LIVEPOL
18.9% GCC
16.9% GAP
13.3% LACOMER
11.6% GCARSO
10.9% R
3.0% ASUR
-0.3% Q
-1.9% FEMSA
-4.0% AC
-4.2% BOLSA
-4.3% BIMBO
-4.5% WALMEX
-5.0% KOFUBL
-6.8% GFINBUR
-15.6% LAB
-17.2% CHDRAUI
-18.8% GRUMA