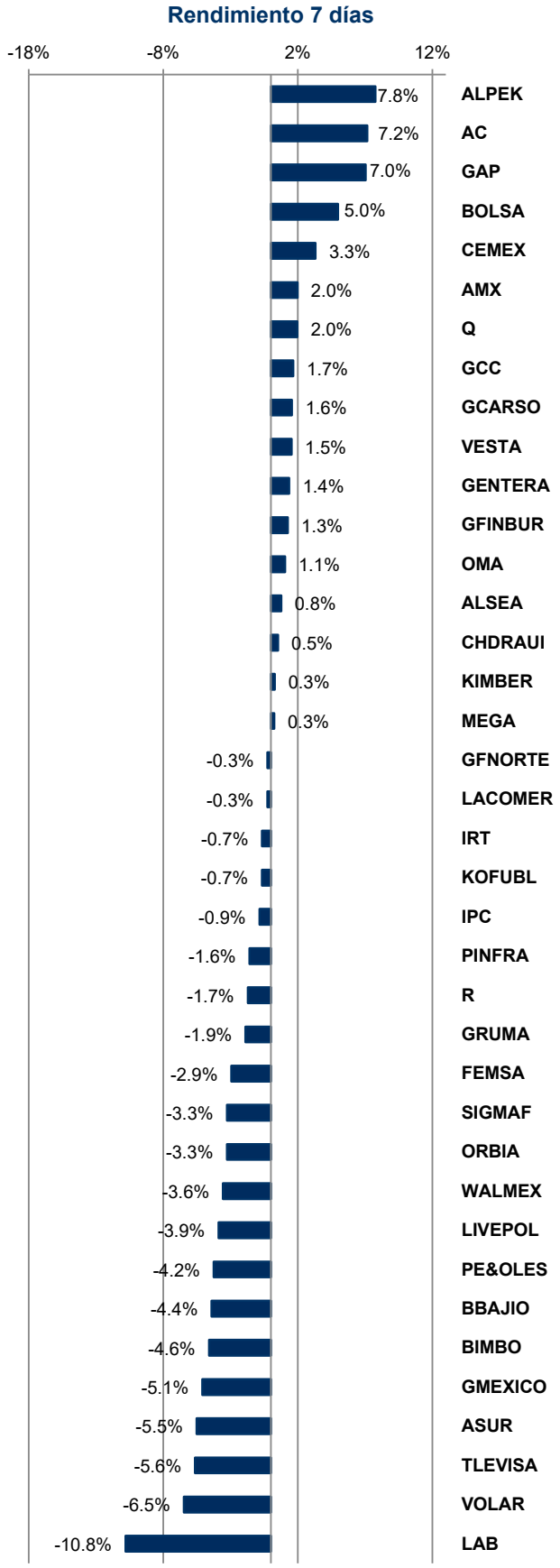
Rendimiento 7 días
-18%
-8%
2%
12%
7.8% ALPEK
7.2% AC
7.0% GAP
5.0% BOLSA
3.3% CEMEX
2.0% AMX
2.0% Q
1.7% GCC
1.6% GCARSO
1.5% VESTA
1.4% GENTERA
1.3% GFINBUR
1.1% OMA
0.8% ALSEA
0.5% CHDRAUI
0.3% KIMBER
0.3% MEGA
-0.3% GFNORTE
-0.3% LACOMER
-0.7% IRT
-0.7% KOFUBL
-0.9% IPC
-1.6% PINFRA
-1.7% R
-1.9% GRUMA
-2.9% FEMSA
-3.3% SIGMAF
-3.3% ORBIA
-3.6% WALMEX
-3.9% LIVEPOL
-4.2% PE&OLES
-4.4% BBAJIO
-4.6% BIMBO
-5.1% GMEXICO
-5.5% ASUR
-5.6% TLEVISA
-6.5% VOLAR
-10.8% LAB

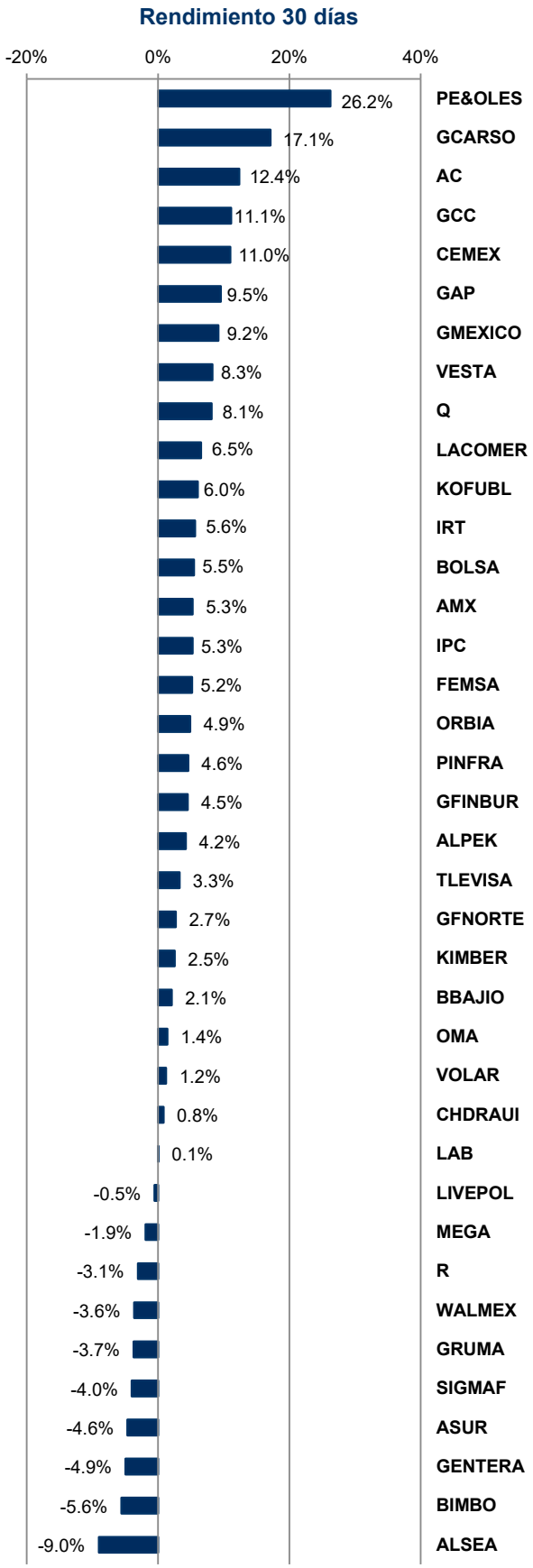
Rendimiento 30 días
-20%
0%
20%
40%
26.2% PE&OLES
17.1% GCARSO
12.4% AC
11.1% GCC
11.0% CEMEX
9.5% GAP
9.2% GMEXICO
8.3% VESTA
8.1% Q
6.5% LACOMER
6.0% KOFUBL
5.6% IRT
5.5% BOLSA
5.3% AMX
5.3% IPC
5.2% FEMSA
4.9% ORBIA
4.6% PINFRA
4.5% GFINBUR
4.2% ALPEK
3.3% TLEVISA
2.7% GFNORTE
2.5% KIMBER
2.1% BBAJIO
1.4% OMA
1.2% VOLAR
0.8% CHDRAUI
0.1% LAB
-0.5% LIVEPOL
-1.9% MEGA
-3.1% R
-3.6% WALMEX
-3.7% GRUMA
-4.0% SIGMAF
-4.6% ASUR
-4.9% GENTERA
-5.6% BIMBO
-9.0% ALSEA

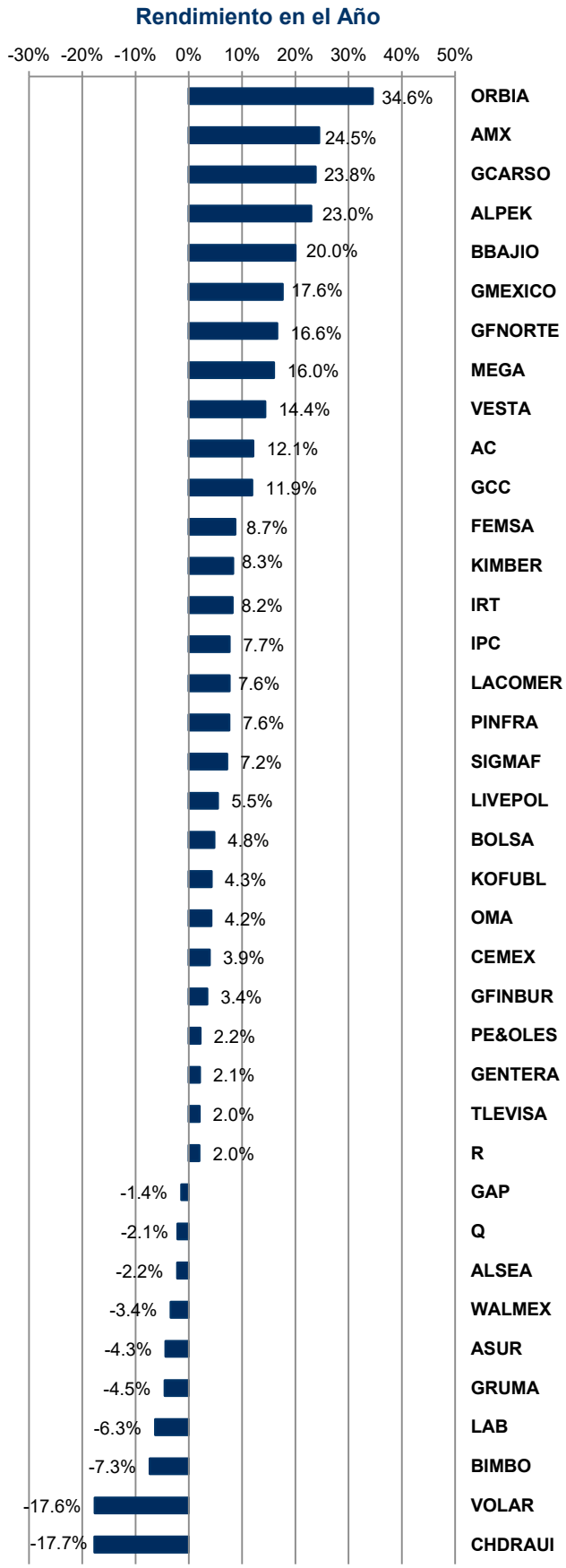
Rendimiento en el Año
-30% -20% -10% 0% 10% 20% 30% 40% 50%
34.6% ORBIA
24.5% AMX
23.8% GCARSO
23.0% ALPEK
20.0% BBAJIO
17.6% GMEXICO
16.6% GFNORTE
16.0% MEGA
14.4% VESTA
12.1% AC
11.9% GCC
8.7% FEMSA
8.3% KIMBER
8.2% IRT
7.7% IPC
7.6% LACOMER
7.6% PINFRA
7.2% SIGMAF
5.5% LIVEPOL
4.8% BOLSA
4.3% KOFUBL
4.2% OMA
3.9% CEMEX
3.4% GFINBUR
2.2% PE&OLES
2.1% GENTERA
2.0% TLEVISA
2.0% R
-1.4% GAP
-2.1% Q
-2.2% ALSEA
-3.4% WALMEX
-4.3% ASUR
-4.5% GRUMA
-6.3% LAB
-7.3% BIMBO
-17.6% VOLAR
-17.7% CHDRAUI

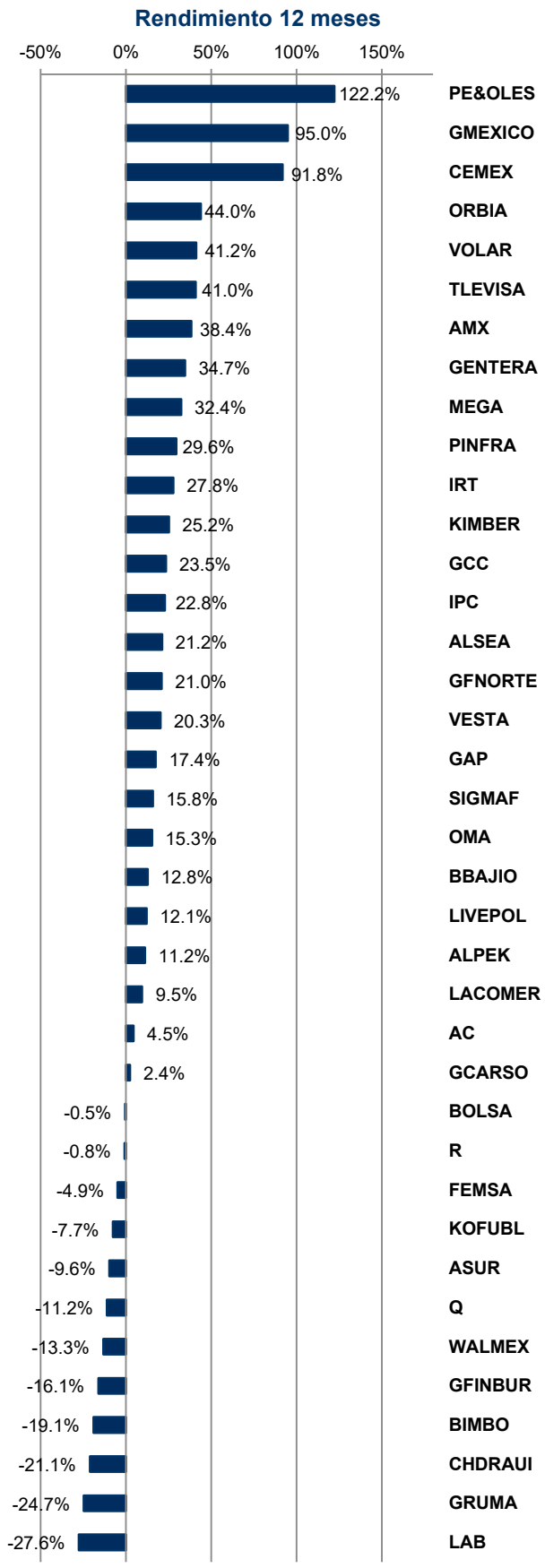
Rendimiento 12 meses
-50% 0% 50% 100% 150%
122.2% PE&OLES
95.0% GMEXICO
91.8% CEMEX
44.0% ORBIA
41.2% VOLAR
41.0% TLEVISA
38.4% AMX
34.7% GENTERA
32.4% MEGA
29.6% PINFRA
27.8% IRT
25.2% KIMBER
23.5% GCC
22.8% IPC
21.2% ALSEA
21.0% GFNORTE
20.3% VESTA
17.4% GAP
15.8% SIGMAF
15.3% OMA
12.8% BBAJIO
12.1% LIVEPOL
11.2% ALPEK
9.5% LACOMER
4.5% AC
2.4% GCARSO
-0.5% BOLSA
-0.8% R
-4.9% FEMSA
-7.7% KOFUBL
-9.6% ASUR
-11.2% Q
-13.3% WALMEX
-16.1% GFINBUR
-19.1% BIMBO
-21.1% CHDRAUI
-24.7% GRUMA
-27.6% LAB