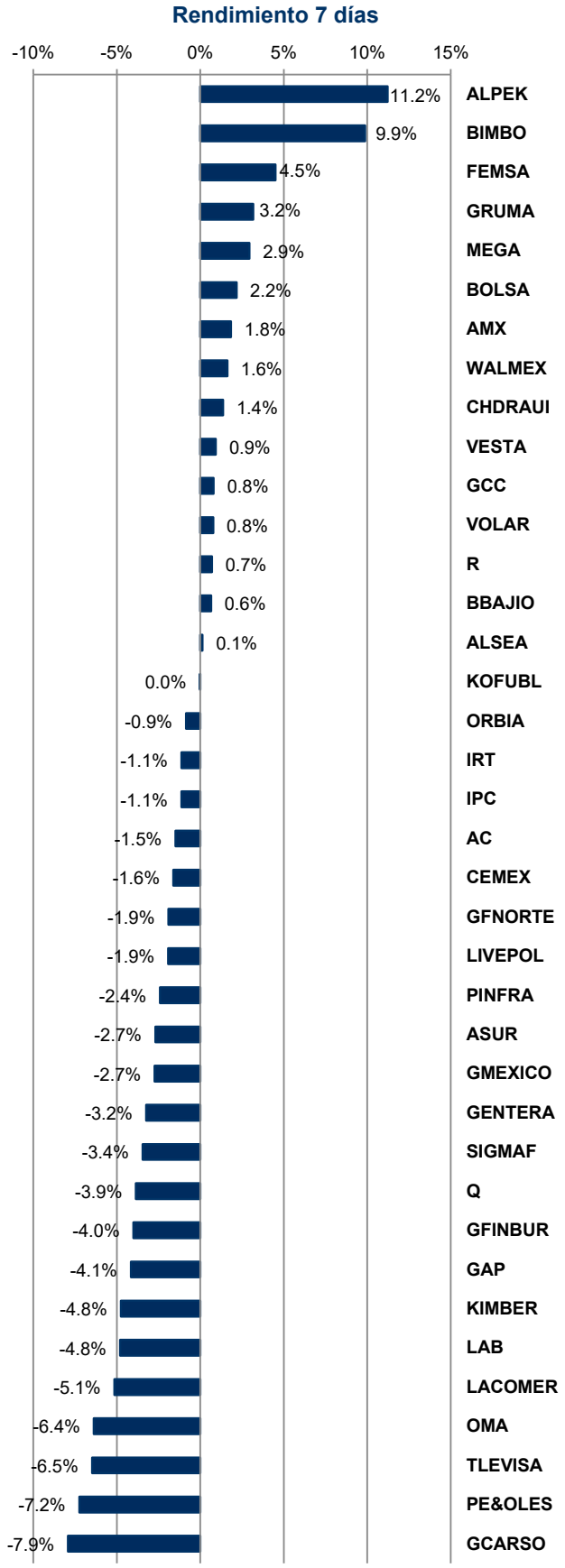
Rendimiento 7 días
-10%
-5%
0%
5%
10%
15%
11.2% ALPEK
9.9% BIMBO
4.5% FEMSA
3.2% GRUMA
2.9% MEGA
2.2% BOLSA
1.8% AMX
1.6% WALMEX
1.4% CHDRAUI
0.9% VESTA
0.8% GCC
0.8% VOLAR
0.7% R
0.6% BBAJIO
0.1% ALSEA
0.0% KOFUBL
-0.9% ORBIA
-1.1% IRT
-1.1% IPC
-1.5% AC
-1.6% CEMEX
-1.9% GFNORTE
-1.9% LIVEPOL
-2.4% PINFRA
-2.7% ASUR
-2.7% GMEXICO
-3.2% GENTERA
-3.4% SIGMAF
-3.9% Q
-4.0% GFINBUR
-4.1% GAP
-4.8% KIMBER
-4.8% LAB
-5.1% LACOMER
-6.4% OMA
-6.5% TLEVISA
-7.2% PE&OLES
-7.9% GCARSO

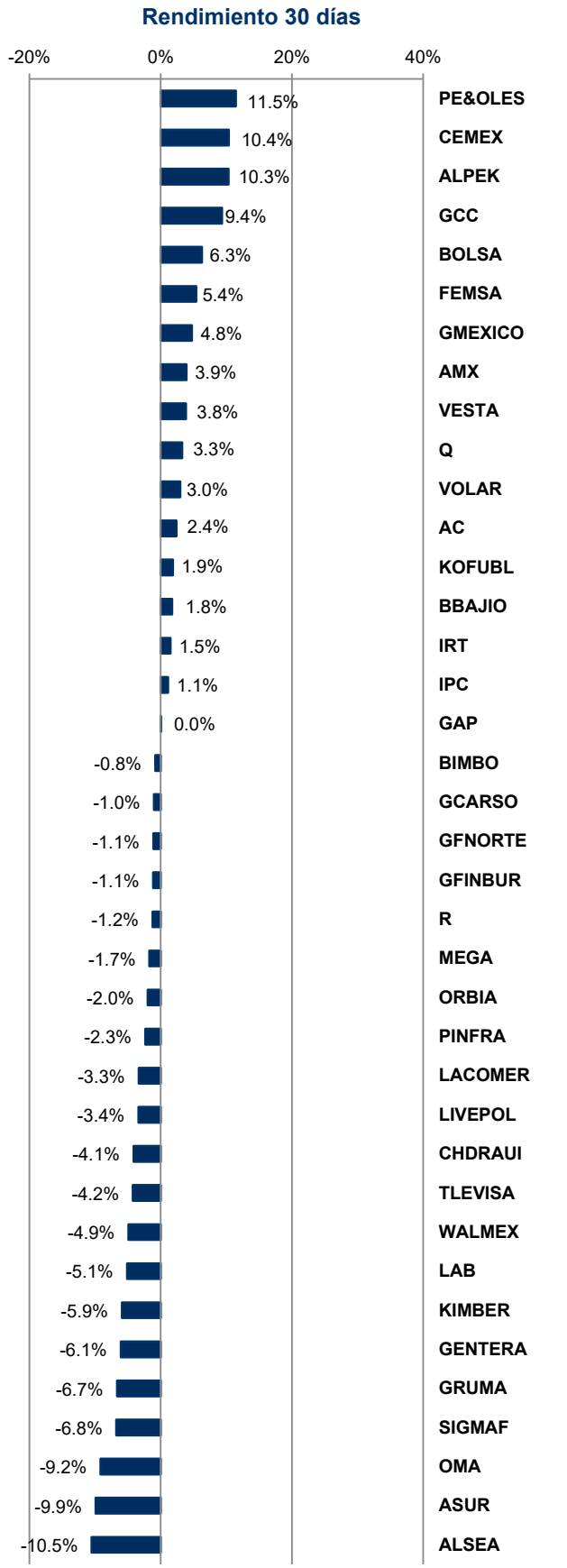
Rendimiento 30 días
-20%
0%
20%
40%
11.5% PE&OLES
10.4% CEMEX
10.3% ALPEK
9.4% GCC
6.3% BOLSA
5.4% FEMSA
4.8% GMEXICO
3.9% AMX
3.8% VESTA
3.3% Q
3.0% VOLAR
2.4% AC
1.9% KOFUBL
1.8% BBAJIO
1.5% IRT
1.1% IPC
0.0% GAP
-0.8% BIMBO
-1.0% GCARSO
-1.1% GFNORTE
-1.1% GFINBUR
-1.2% R
-1.7% MEGA
-2.0% ORBIA
-2.3% PINFRA
-3.3% LACOMER
-3.4% LIVEPOL
-4.1% CHDRAUI
-4.2% TLEVISA
-4.9% WALMEX
-5.1% LAB
-5.9% KIMBER
-6.1% GENTERA
-6.7% GRUMA
-6.8% SIGMAF
-9.2% OMA
-9.9% ASUR
-10.5% ALSEA

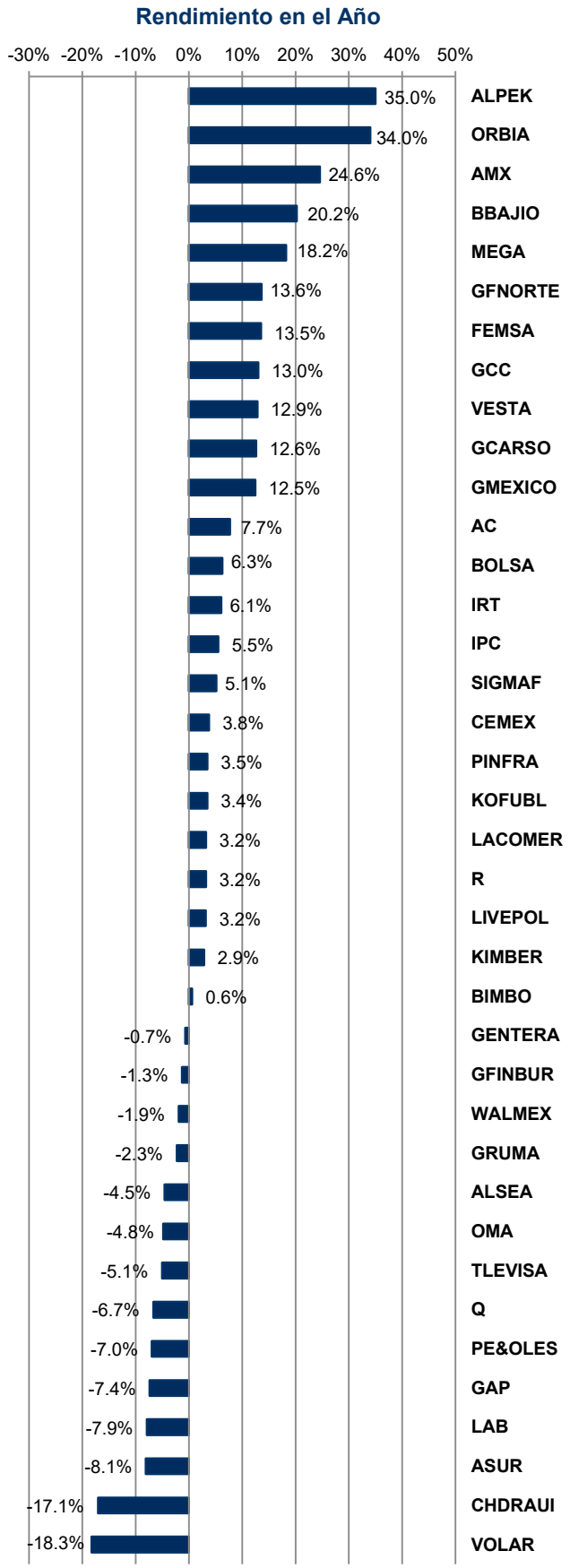
Rendimiento en el Año
-30% -20% -10% 0% 10% 20% 30% 40% 50%
35.0% ALPEK
34.0% ORBIA
24.6% AMX
20.2% BBAJIO
18.2% MEGA
13.6% GFNORTE
13.5% FEMSA
13.0% GCC
12.9% VESTA
12.6% GCARSO
12.5% GMEXICO
7.7% AC
6.3% BOLSA
6.1% IRT
5.5% IPC
5.1% SIGMAF
3.8% CEMEX
3.5% PINFRA
3.4% KOFUBL
3.2% LACOMER
3.2% R
3.2% LIVEPOL
2.9% KIMBER
0.6% BIMBO
-0.7% GENTERA
-1.3% GFINBUR
-1.9% WALMEX
-2.3% GRUMA
-4.5% ALSEA
-4.8% OMA
-5.1% TLEVISA
-6.7% Q
-7.0% PE&OLES
-7.4% GAP
-7.9% LAB
-8.1% ASUR
-17.1% CHDRAUI
-18.3% VOLAR

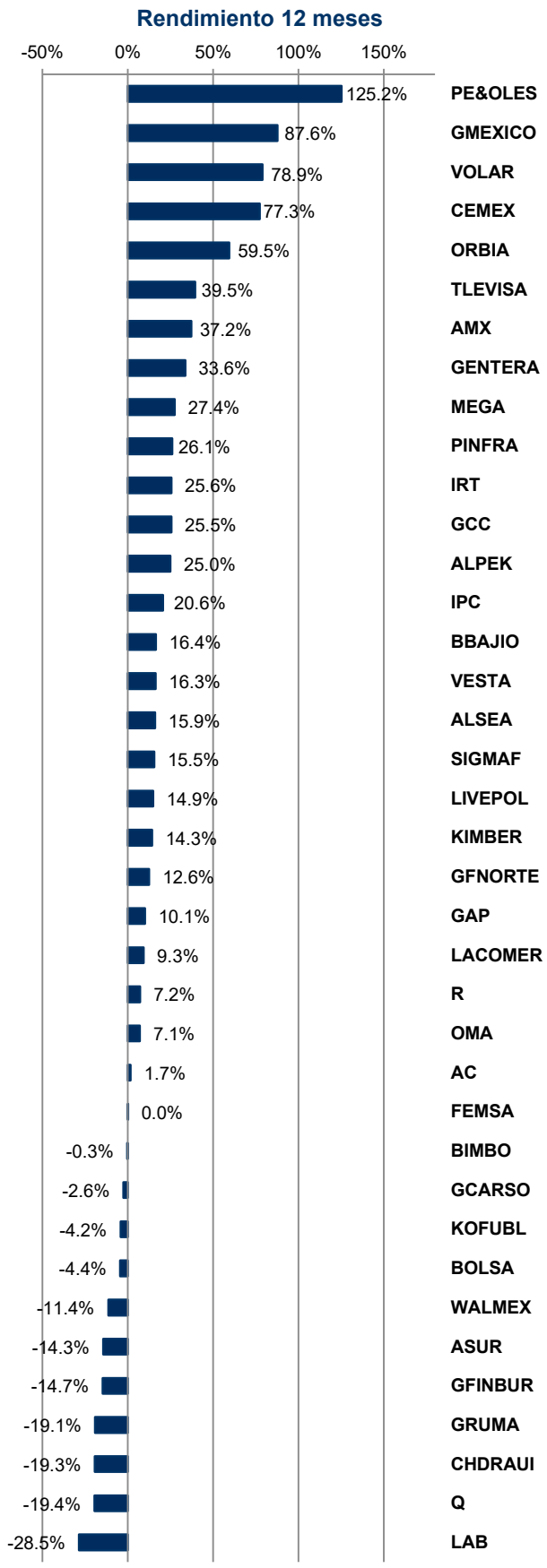
Rendimiento 12 meses
-50% 0% 50% 100% 150%
125.2% PE&OLES
87.6% GMEXICO
78.9% VOLAR
77.3% CEMEX
59.5% ORBIA
39.5% TLEVISA
37.2% AMX
33.6% GENTERA
27.4% MEGA
26.1% PINFRA
25.6% IRT
25.5% GCC
25.0% ALPEK
20.6% IPC
16.4% BBAJIO
16.3% VESTA
15.9% ALSEA
15.5% SIGMAF
14.9% LIVEPOL
14.3% KIMBER
12.6% GFNORTE
10.1% GAP
9.3% LACOMER
7.2% R
7.1% OMA
1.7% AC
0.0% FEMSA
-0.3% BIMBO
-2.6% GCARSO
-4.2% KOFUBL
-4.4% BOLSA
-11.4% WALMEX
-14.3% ASUR
-14.7% GFINBUR
-19.1% GRUMA
-19.3% CHDRAUI
-19.4% Q
-28.5% LAB