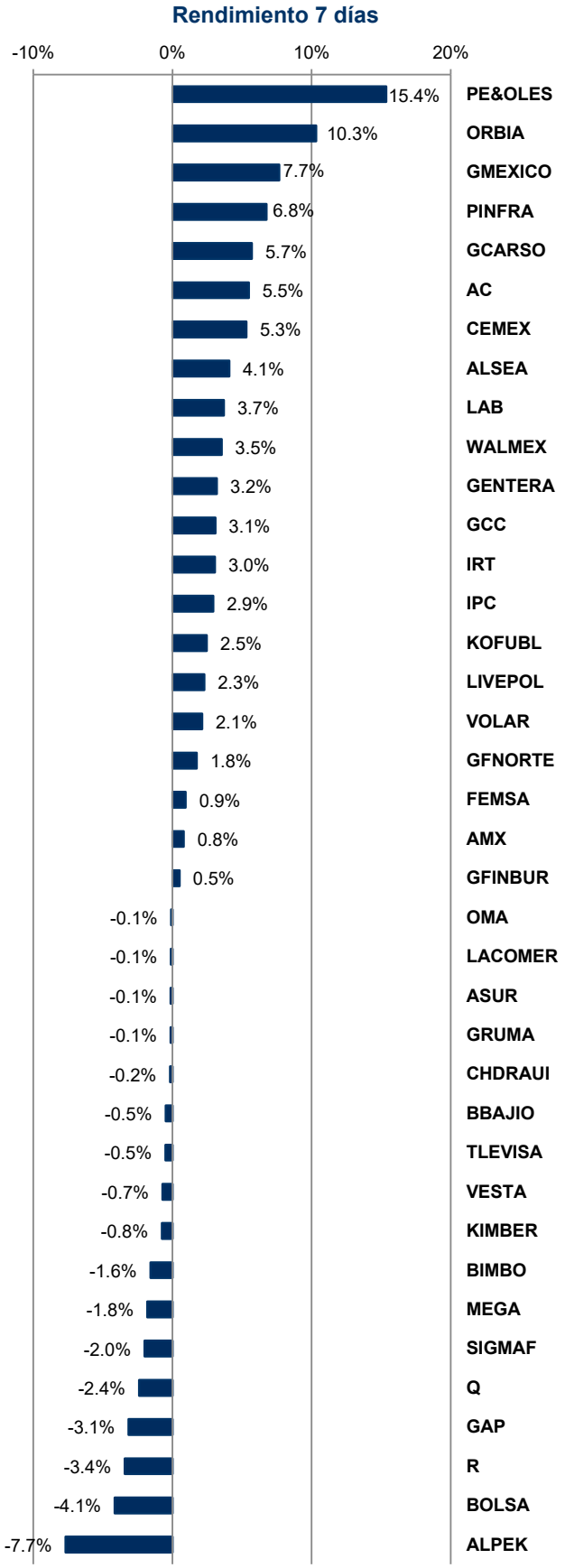
Rendimiento 7 días
-10%
0%
10%
20%
15.4% PE&OLES
10.3% ORBIA
7.7% GMEXICO
6.8% PINFRA
5.7% GCARSO
5.5% AC
5.3% CEMEX
4.1% ALSEA
3.7% LAB
3.5% WALMEX
3.2% GENTERA
3.1% GCC
3.0% IRT
2.9% IPC
2.5% KOFUBL
2.3% LIVEPOL
2.1% VOLAR
1.8% GFNORTE
0.9% FEMSA
0.8% AMX
0.5% GFINBUR
-0.1% OMA
-0.1% LACOMER
-0.1% ASUR
-0.1% GRUMA
-0.2% CHDRAUI
-0.5% BBAJIO
-0.5% TLEVISA
-0.7% VESTA
-0.8% KIMBER
-1.6% BIMBO
-1.8% MEGA
-2.0% SIGMAF
-2.4% Q
-3.1% GAP
-3.4% R
-4.1% BOLSA
-7.7% ALPEK

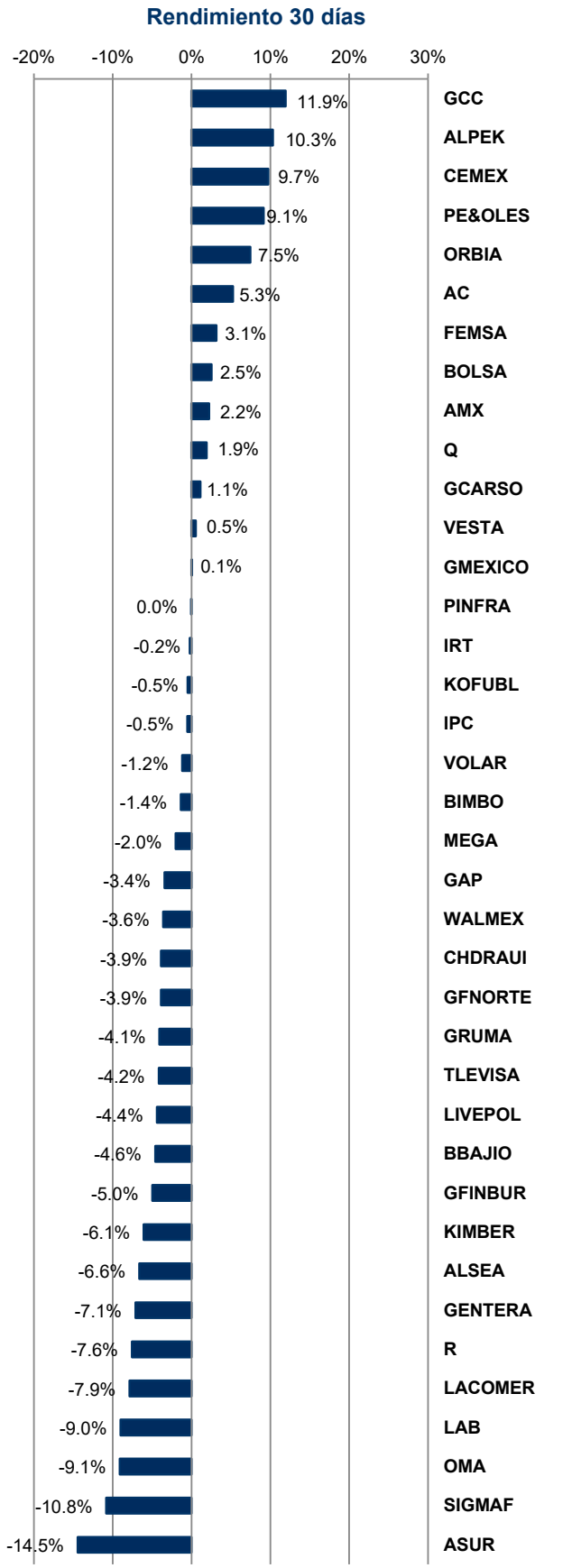
Rendimiento 30 días
-20%
-10%
0%
10%
20%
30%
11.9% GCC
10.3% ALPEK
9.7% CEMEX
9.1% PE&OLES
7.5% ORBIA
5.3% AC
3.1% FEMSA
2.5% BOLSA
2.2% AMX
1.9% Q
1.1% GCARSO
0.5% VESTA
0.1% GMEXICO
0.0% PINFRA
-0.2% IRT
-0.5% KOFUBL
-0.5% IPC
-1.2% VOLAR
-1.4% BIMBO
-2.0% MEGA
-3.4% GAP
-3.6% WALMEX
-3.9% CHDRAUI
-3.9% GFNORTE
-4.1% GRUMA
-4.2% TLEVISA
-4.4% LIVEPOL
-4.6% BBAJIO
-5.0% GFINBUR
-6.1% KIMBER
-6.6% ALSEA
-7.1% GENTERA
-7.6% R
-7.9% LACOMER
-9.0% LAB
-9.1% OMA
-10.8% SIGMAF
-14.5% ASUR

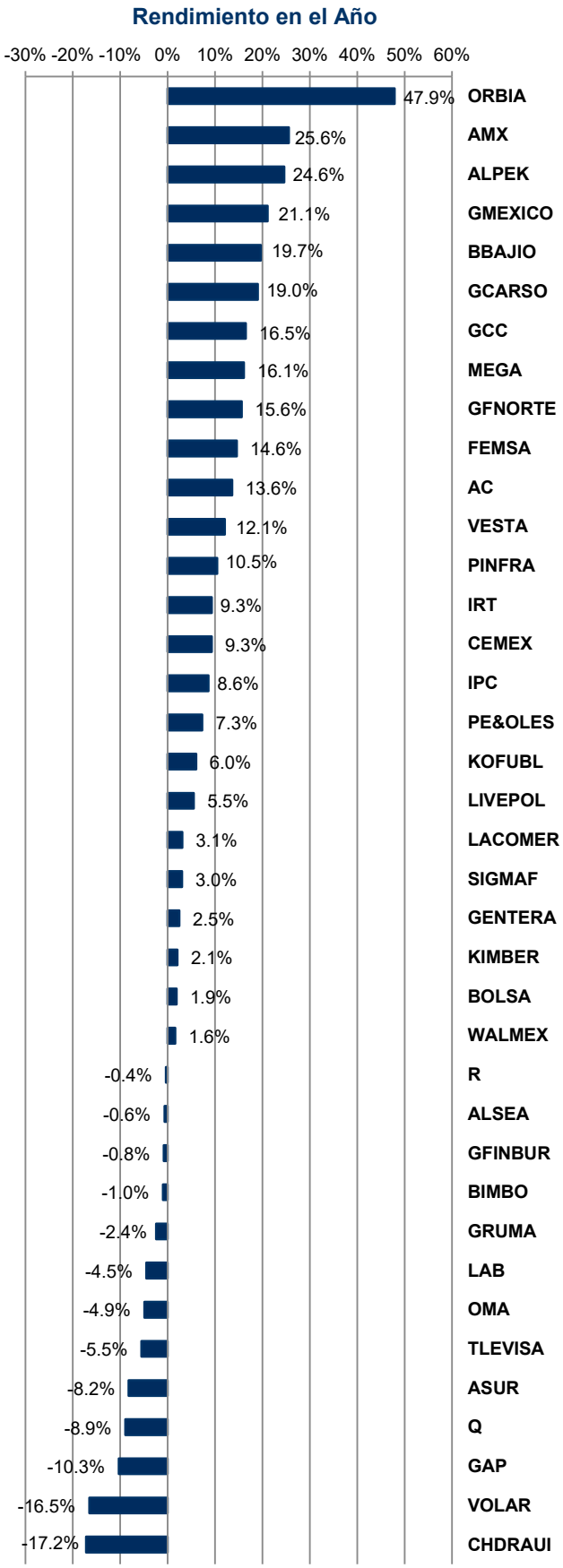
Rendimiento en el Año
-30% -20% -10% 0% 10% 20% 30% 40% 50% 60%
47.9% ORBIA
25.6% AMX
24.6% ALPEK
21.1% GMEXICO
19.7% BBAJIO
19.0% GCARSO
16.5% GCC
16.1% MEGA
15.6% GFNORTE
14.6% FEMSA
13.6% AC
12.1% VESTA
10.5% PINFRA
9.3% IRT
9.3% CEMEX
8.6% IPC
7.3% PE&OLES
6.0% KOFUBL
5.5% LIVEPOL
3.1% LACOMER
3.0% SIGMAF
2.5% GENTERA
2.1% KIMBER
1.9% BOLSA
1.6% WALMEX
-0.4% R
-0.6% ALSEA
-0.8% GFINBUR
-1.0% BIMBO
-2.4% GRUMA
-4.5% LAB
-4.9% OMA
-5.5% TLEVISA
-8.2% ASUR
-8.9% Q
-10.3% GAP
-16.5% VOLAR
-17.2% CHDRAUI

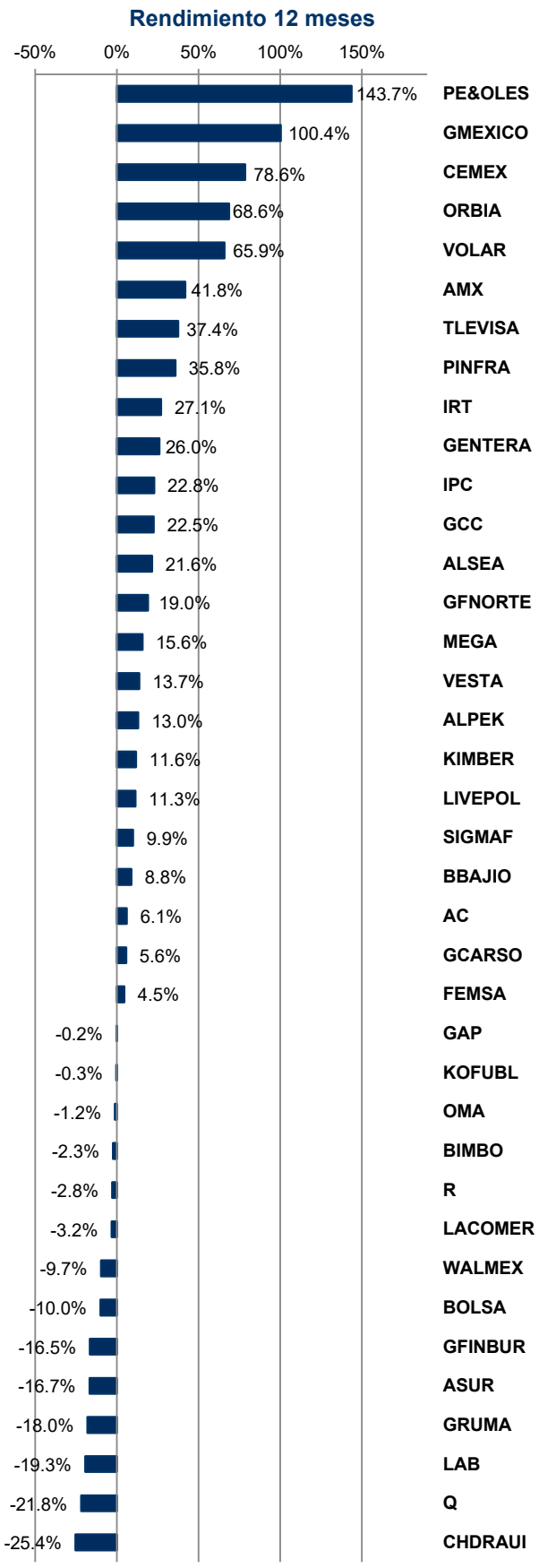
Rendimiento 12 meses
-50% 0% 50% 100% 150%
143.7% PE&OLES
100.4% GMEXICO
78.6% CEMEX
68.6% ORBIA
65.9% VOLAR
41.8% AMX
37.4% TLEVISA
35.8% PINFRA
27.1% IRT
26.0% GENTERA
22.8% IPC
22.5% GCC
21.6% ALSEA
19.0% GFNORTE
15.6% MEGA
13.7% VESTA
13.0% ALPEK
11.6% KIMBER
11.3% LIVEPOL
9.9% SIGMAF
8.8% BBAJIO
6.1% AC
5.6% GCARSO
4.5% FEMSA
-0.2% GAP
-0.3% KOFUBL
-1.2% OMA
-2.3% BIMBO
-2.8% R
-3.2% LACOMER
-9.7% WALMEX
-10.0% BOLSA
-16.5% GFINBUR
-16.7% ASUR
-18.0% GRUMA
-19.3% LAB
-21.8% Q
-25.4% CHDRAUI