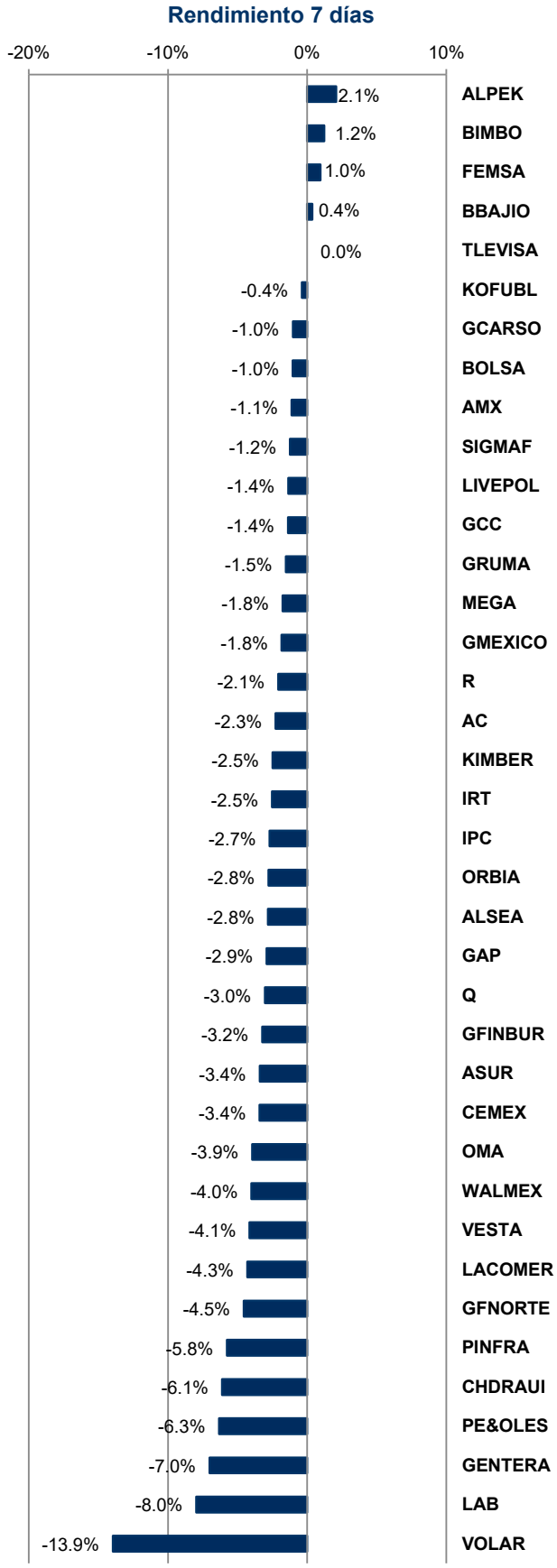
Rendimiento 7 días
-20%
-10%
0%
10%
2.1% ALPEK
1.2% BIMBO
1.0% FEMSA
0.4% BBAJIO
0.0% TLEVISA
-0.4% KOFUBL
-1.0% GCARSO
-1.0% BOLSA
-1.1% AMX
-1.2% SIGMAF
-1.4% LIVEPOL
-1.4% GCC
-1.5% GRUMA
-1.8% MEGA
-1.8% GMEXICO
-2.1% R
-2.3% AC
-2.5% KIMBER
-2.5% IRT
-2.7% IPC
-2.8% ORBIA
-2.8% ALSEA
-2.9% GAP
-3.0% Q
-3.2% GFINBUR
-3.4% ASUR
-3.4% CEMEX
-3.9% OMA
-4.0% WALMEX
-4.1% VESTA
-4.3% LACOMER
-4.5% GFNORTE
-5.8% PINFRA
-6.1% CHDRAUI
-6.3% PE&OLES
-7.0% GENTERA
-8.0% LAB
-13.9% VOLAR

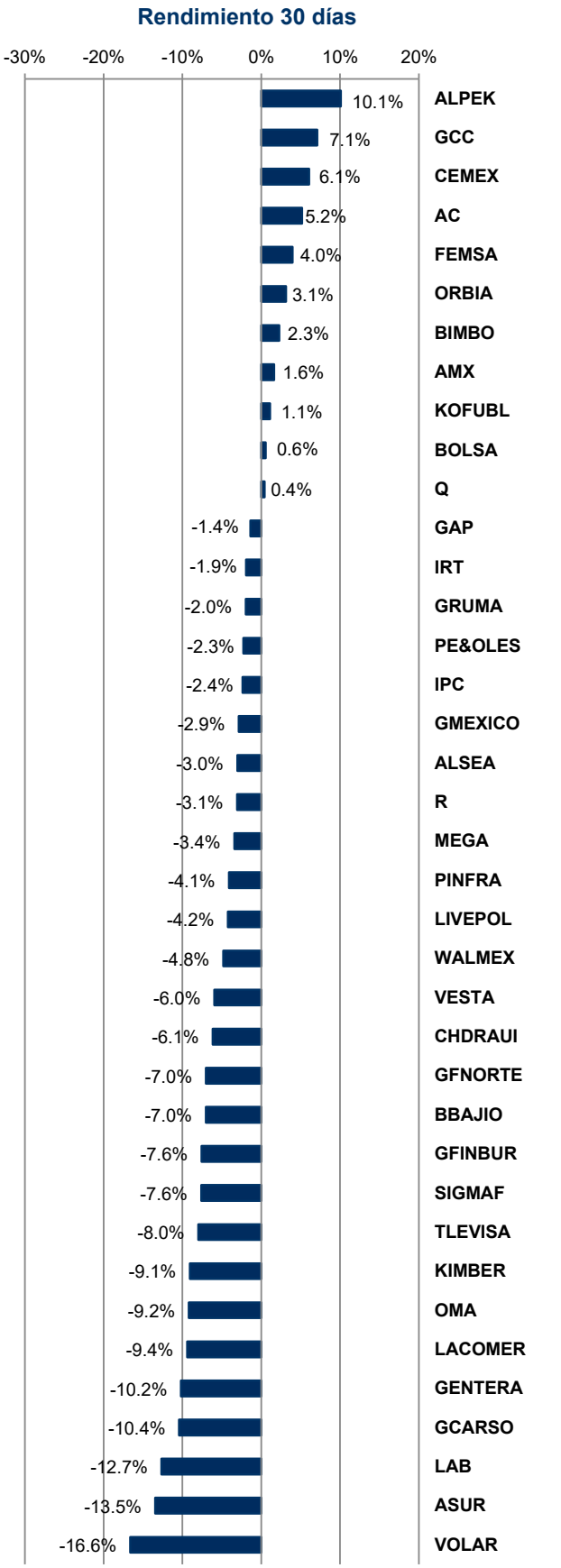
Rendimiento 30 días
-30%
-20%
-10%
0%
10%
20%
10.1% ALPEK
7.1% GCC
6.1% CEMEX
5.2% AC
4.0% FEMSA
3.1% ORBIA
2.3% BIMBO
1.6% AMX
1.1% KOFUBL
0.6% BOLSA
0.4% Q
-1.4% GAP
-1.9% IRT
-2.0% GRUMA
-2.3% PE&OLES
-2.4% IPC
-2.9% GMEXICO
-3.0% ALSEA
-3.1% R
-3.4% MEGA
-4.1% PINFRA
-4.2% LIVEPOL
-4.8% WALMEX
-6.0% VESTA
-6.1% CHDRAUI
-7.0% GFNORTE
-7.0% BBAJIO
-7.6% GFINBUR
-7.6% SIGMAF
-8.0% TLEVISA
-9.1% KIMBER
-9.2% OMA
-9.4% LACOMER
-10.2% GENTERA
-10.4% GCARSO
-12.7% LAB
-13.5% ASUR
-16.6% VOLAR

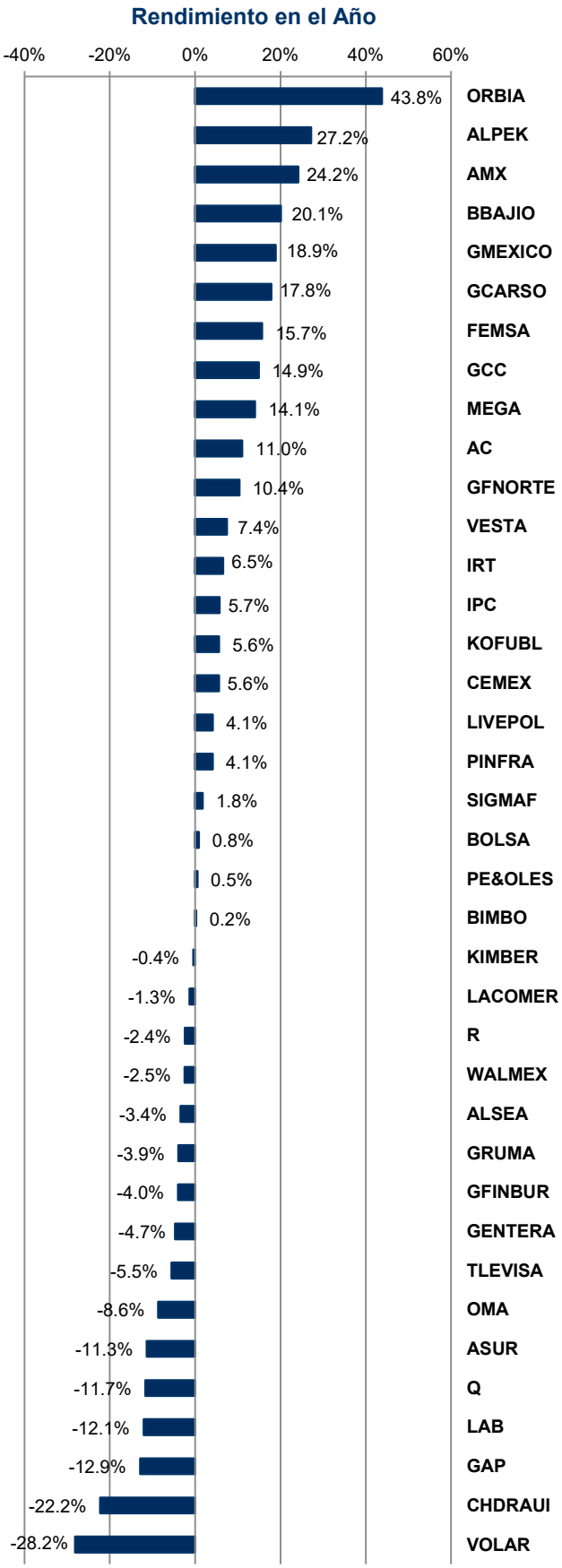
Rendimiento en el Año
-40%
-20%
0%
20%
40%
60%
43.8% ORBIA
27.2% ALPEK
24.2% AMX
20.1% BBAJIO
18.9% GMEXICO
17.8% GCARSO
15.7% FEMSA
14.9% GCC
14.1% MEGA
11.0% AC
10.4% GFNORTE
7.4% VESTA
6.5% IRT
5.7% IPC
5.6% KOFUBL
5.6% CEMEX
4.1% LIVEPOL
4.1% PINFRA
1.8% SIGMAF
0.8% BOLSA
0.5% PE&OLES
0.2% BIMBO
-0.4% KIMBER
-1.3% LACOMER
-2.4% R
-2.5% WALMEX
-3.4% ALSEA
-3.9% GRUMA
-4.0% GFINBUR
-4.7% GENTERA
-5.5% TLEVISA
-8.6% OMA
-11.3% ASUR
-11.7% Q
-12.1% LAB
-12.9% GAP
-22.2% CHDRAUI
-28.2% VOLAR

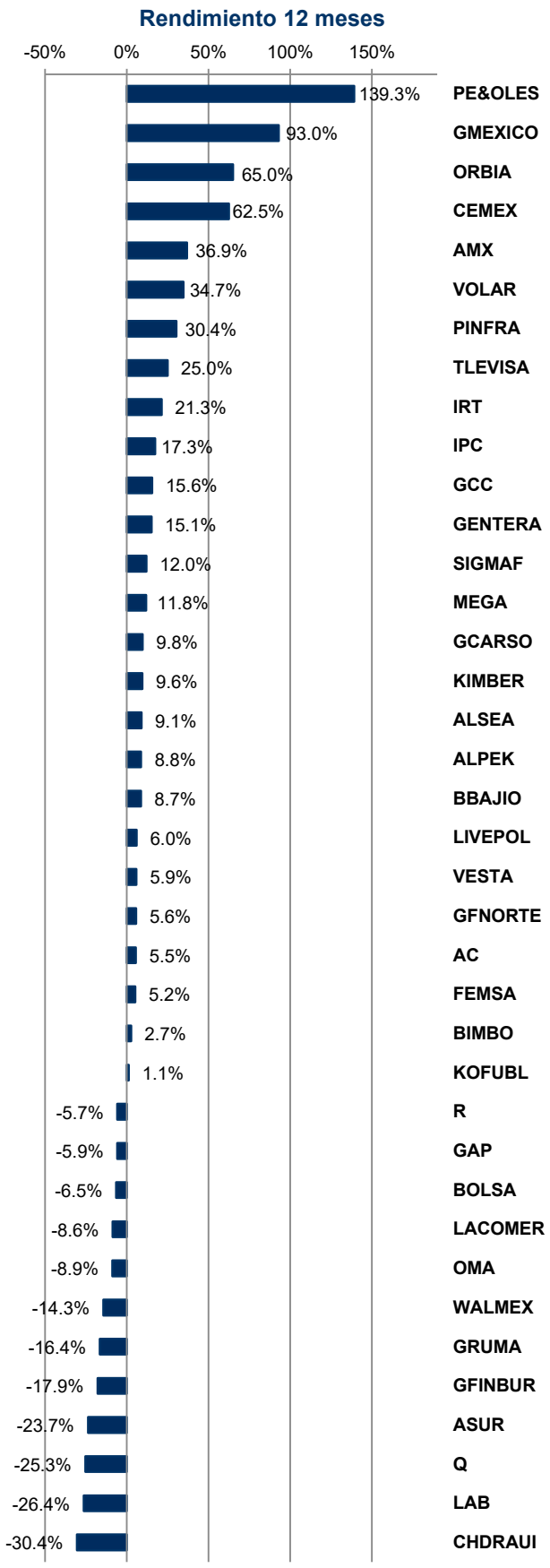
Rendimiento 12 meses
-50%
0%
50%
100%
150%
139.3% PE&OLES
93.0% GMEXICO
65.0% ORBIA
62.5% CEMEX
36.9% AMX
34.7% VOLAR
30.4% PINFRA
25.0% TLEVISA
21.3% IRT
17.3% IPC
15.6% GCC
15.1% GENTERA
12.0% SIGMAF
11.8% MEGA
9.8% GCARSO
9.6% KIMBER
9.1% ALSEA
8.8% ALPEK
8.7% BBAJIO
6.0% LIVEPOL
5.9% VESTA
5.6% GFNORTE
5.5% AC
5.2% FEMSA
2.7% BIMBO
1.1% KOFUBL
-5.7% R
-5.9% GAP
-6.5% BOLSA
-8.6% LACOMER
-8.9% OMA
-14.3% WALMEX
-16.4% GRUMA
-17.9% GFINBUR
-23.7% ASUR
-25.3% Q
-26.4% LAB
-30.4% CHDRAUI