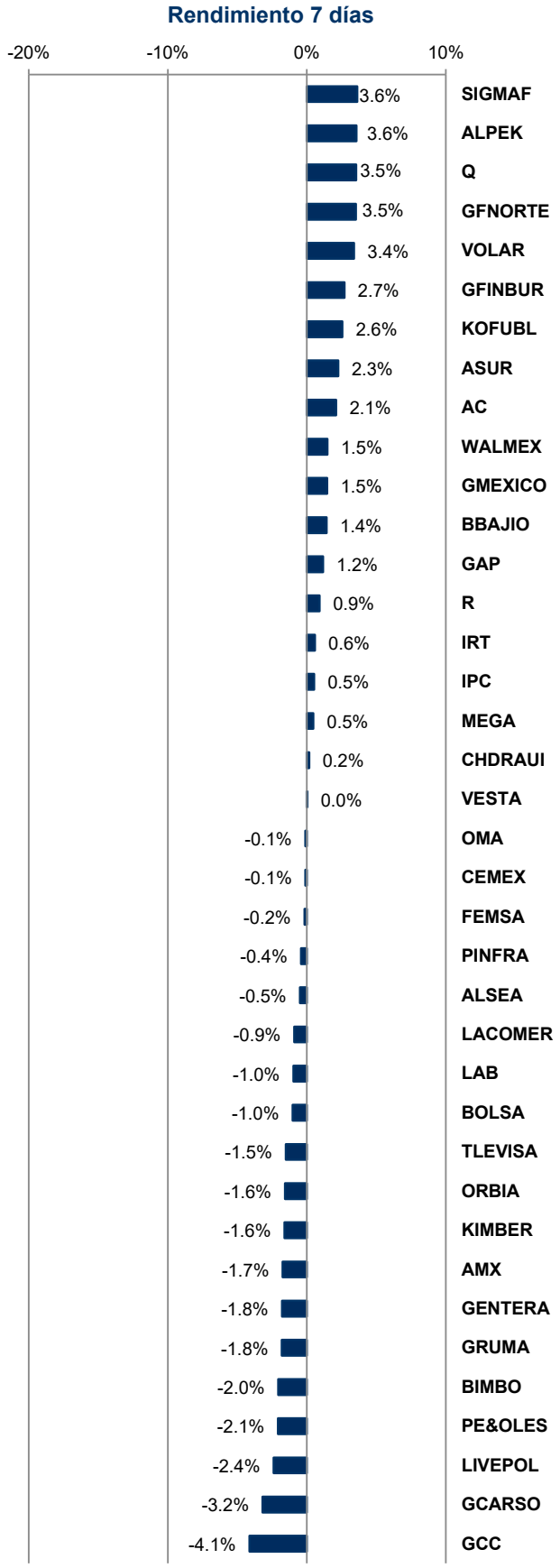
Rendimiento 7 días
-20%
-10%
0%
10%
3.6% SIGMAF
3.6% ALPEK
3.5% Q
3.5% GFNORTE
3.4% VOLAR
2.7% GFINBUR
2.6% KOFUBL
2.3% ASUR
2.1% AC
1.5% WALMEX
1.5% GMEXICO
1.4% BBAJIO
1.2% GAP
0.9% R
0.6% IRT
0.5% IPC
0.5% MEGA
0.2% CHDRAUI
0.0% VESTA
-0.1% OMA
-0.1% CEMEX
-0.2% FEMSA
-0.4% PINFRA
-0.5% ALSEA
-0.9% LACOMER
-1.0% LAB
-1.0% BOLSA
-1.5% TLEVISA
-1.6% ORBIA
-1.6% KIMBER
-1.7% AMX
-1.8% GENTERA
-1.8% GRUMA
-2.0% BIMBO
-2.1% PE&OLES
-2.4% LIVEPOL
-3.2% GCARSO
-4.1% GCC

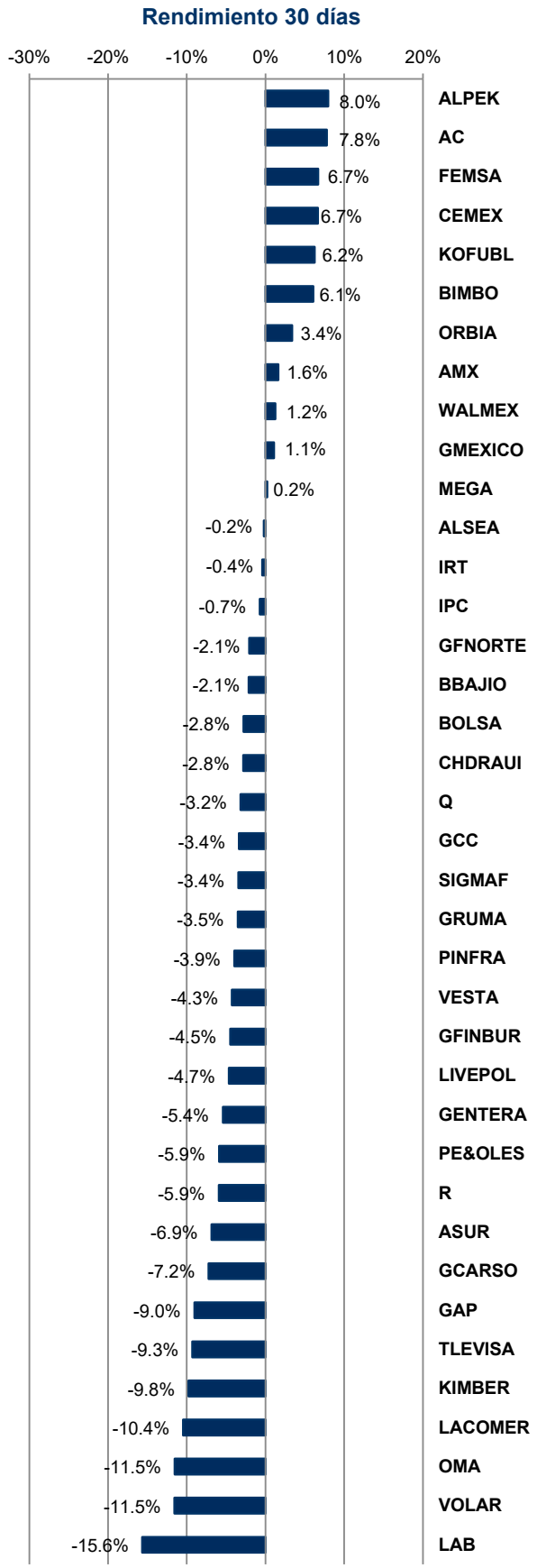
Rendimiento 30 días
-30%
-20%
-10%
0%
10%
20%
8.0% ALPEK
7.8% AC
6.7% FEMSA
6.7% CEMEX
6.2% KOFUBL
6.1% BIMBO
3.4% ORBIA
1.6% AMX
1.2% WALMEX
1.1% GMEXICO
0.2% MEGA
-0.2% ALSEA
-0.4% IRT
-0.7% IPC
-2.1% GFNORTE
-2.1% BBAJIO
-2.8% BOLSA
-2.8% CHDRAUI
-3.2% Q
-3.4% GCC
-3.4% SIGMAF
-3.5% GRUMA
-3.9% PINFRA
-4.3% VESTA
-4.5% GFINBUR
-4.7% LIVEPOL
-5.4% GENTERA
-5.9% PE&OLES
-5.9% R
-6.9% ASUR
-7.2% GCARSO
-9.0% GAP
-9.3% TLEVISA
-9.8% KIMBER
-10.4% LACOMER
-11.5% OMA
-11.5% VOLAR
-15.6% LAB

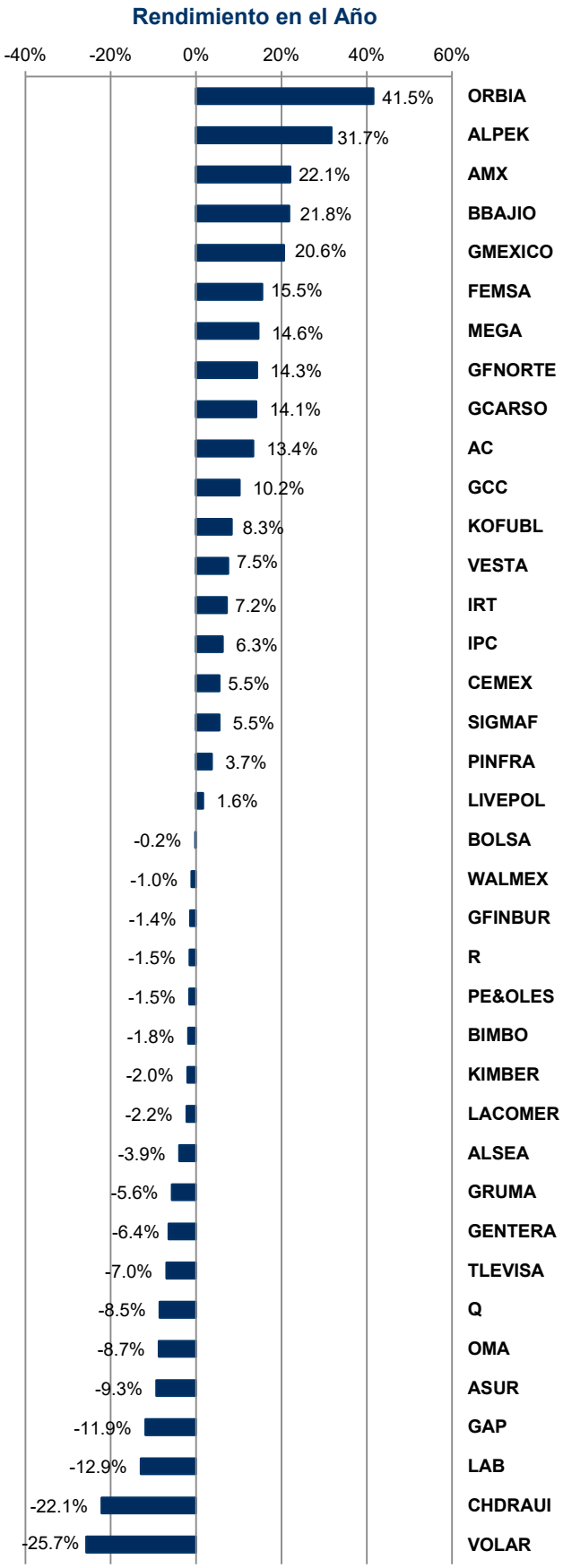
Rendimiento en el Año
-40%
-20%
0%
20%
40%
60%
41.5% ORBIA
31.7% ALPEK
22.1% AMX
21.8% BBAJIO
20.6% GMEXICO
15.5% FEMSA
14.6% MEGA
14.3% GFNORTE
14.1% GCARSO
13.4% AC
10.2% GCC
8.3% KOFUBL
7.5% VESTA
7.2% IRT
6.3% IPC
5.5% CEMEX
5.5% SIGMAF
3.7% PINFRA
1.6% LIVEPOL
-0.2% BOLSA
-1.0% WALMEX
-1.4% GFINBUR
-1.5% R
-1.5% PE&OLES
-1.8% BIMBO
-2.0% KIMBER
-2.2% LACOMER
-3.9% ALSEA
-5.6% GRUMA
-6.4% GENTERA
-7.0% TLEVISA
-8.5% Q
-8.7% OMA
-9.3% ASUR
-11.9% GAP
-12.9% LAB
-22.1% CHDRAUI
-25.7% VOLAR

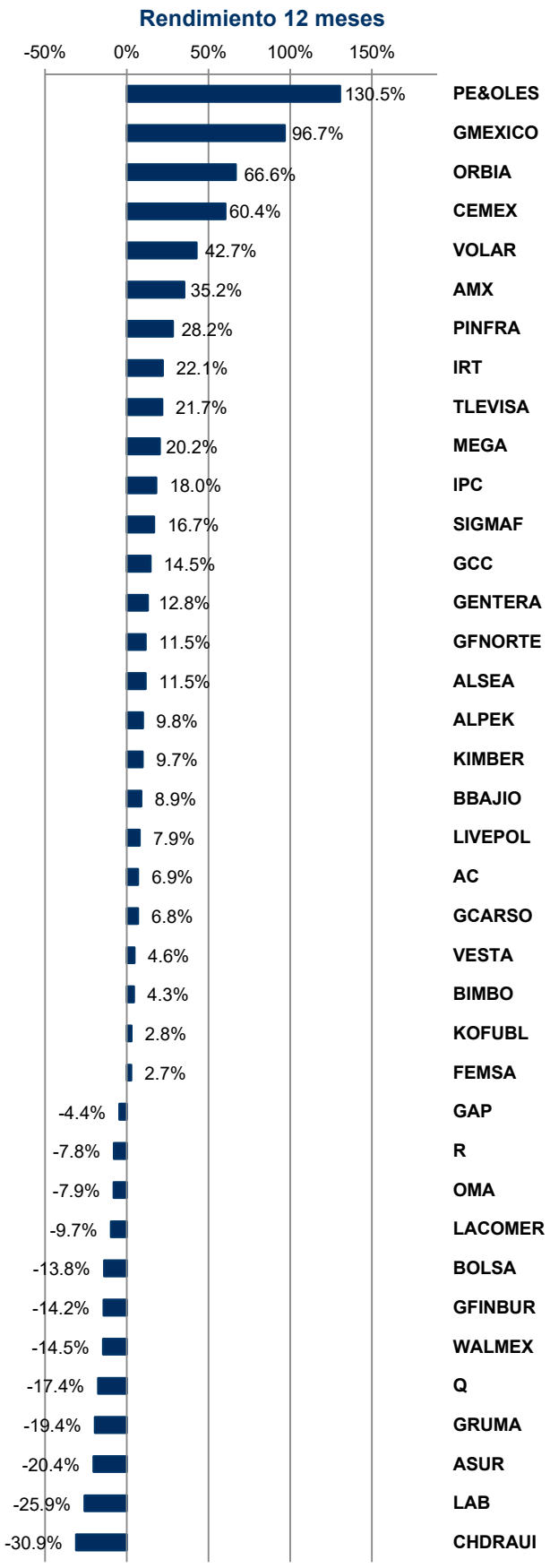
Rendimiento 12 meses
-50%
0%
50%
100%
150%
130.5% PE&OLES
96.7% GMEXICO
66.6% ORBIA
60.4% CEMEX
42.7% VOLAR
35.2% AMX
28.2% PINFRA
22.1% IRT
21.7% TLEVISA
20.2% MEGA
18.0% IPC
16.7% SIGMAF
14.5% GCC
12.8% GENTERA
11.5% GFNORTE
11.5% ALSEA
9.8% ALPEK
9.7% KIMBER
8.9% BBAJIO
7.9% LIVEPOL
6.9% AC
6.8% GCARSO
4.6% VESTA
4.3% BIMBO
2.8% KOFUBL
2.7% FEMSA
-4.4% GAP
-7.8% R
-7.9% OMA
-9.7% LACOMER
-13.8% BOLSA
-14.2% GFINBUR
-14.5% WALMEX
-17.4% Q
-19.4% GRUMA
-20.4% ASUR
-25.9% LAB
-30.9% CHDRAUI