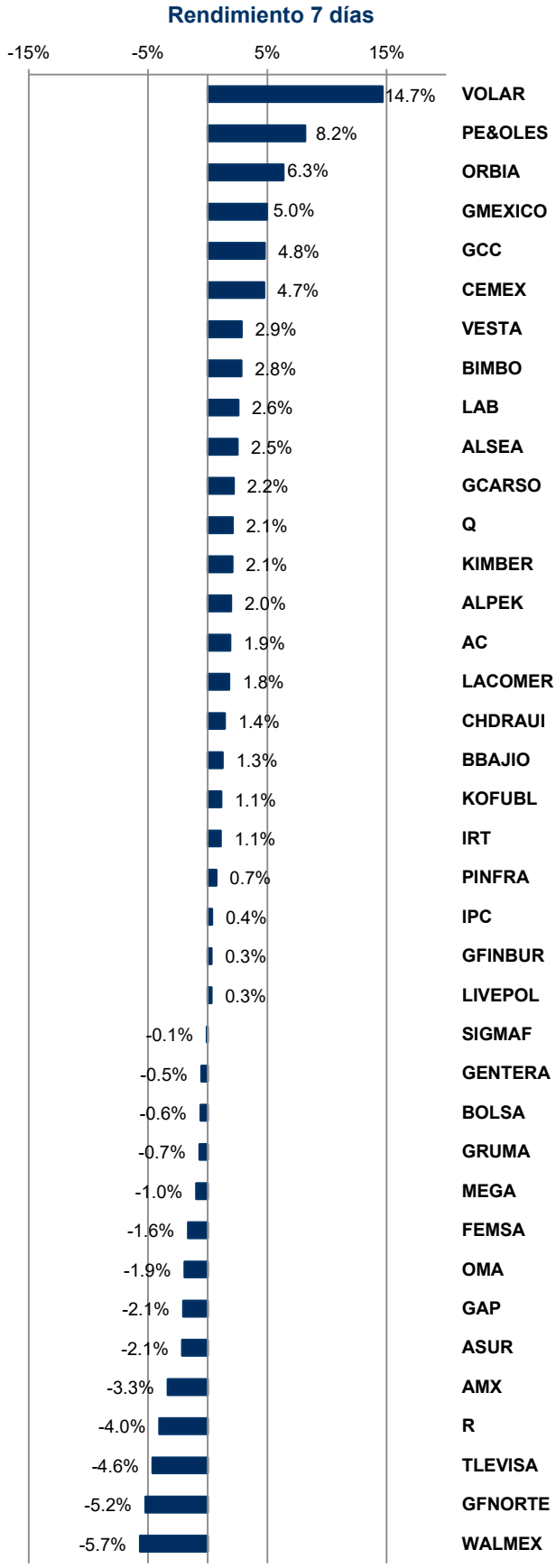
Rendimiento 7 días
-15%
-5%
5%
15%
14.7% VOLAR
8.2% PE&OLES
6.3% ORBIA
5.0% GMEXICO
4.8% GCC
4.7% CEMEX
2.9% VESTA
2.8% BIMBO
2.6% LAB
2.5% ALSEA
2.2% GCARSO
2.1% Q
2.1% KIMBER
2.0% ALPEK
1.9% AC
1.8% LACOMER
1.4% CHDRAUI
1.3% BBAJIO
1.1% KOFUBL
1.1% IRT
0.7% PINFRA
0.4% IPC
0.3% GFINBUR
0.3% LIVEPOL
-0.1% SIGMAF
-0.5% GENTERA
-0.6% BOLSA
-0.7% GRUMA
-1.0% MEGA
-1.6% FEMSA
-1.9% OMA
-2.1% GAP
-2.1% ASUR
-3.3% AMX
-4.0% R
-4.6% TLEVISA
-5.2% GFNORTE
-5.7% WALMEX

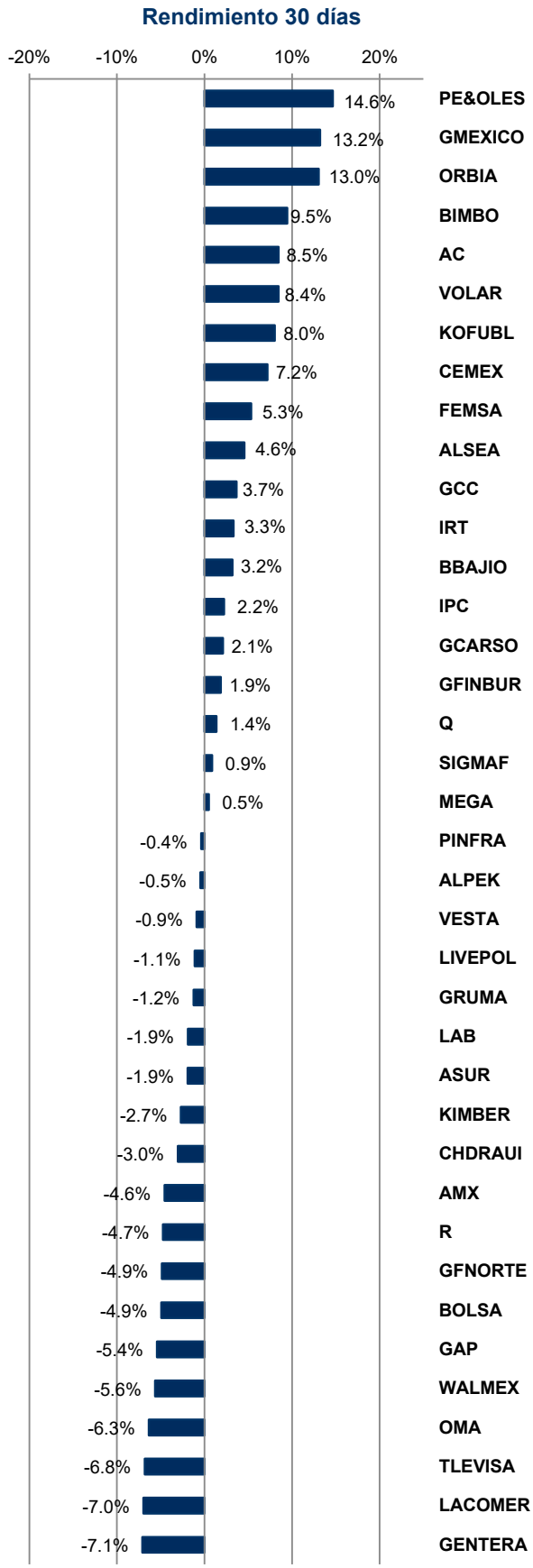
Rendimiento 30 días
-20%
-10%
0%
10%
20%
14.6% PE&OLES
13.2% GMEXICO
13.0% ORBIA
9.5% BIMBO
8.5% AC
8.4% VOLAR
8.0% KOFUBL
7.2% CEMEX
5.3% FEMSA
4.6% ALSEA
3.7% GCC
3.3% IRT
3.2% BBAJIO
2.2% IPC
2.1% GCARSO
1.9% GFINBUR
1.4% Q
0.9% SIGMAF
0.5% MEGA
-0.4% PINFRA
-0.5% ALPEK
-0.9% VESTA
-1.1% LIVEPOL
-1.2% GRUMA
-1.9% LAB
-1.9% ASUR
-2.7% KIMBER
-3.0% CHDRAUI
-4.6% AMX
-4.7% R
-4.9% GFNORTE
-4.9% BOLSA
-5.4% GAP
-5.6% WALMEX
-6.3% OMA
-6.8% TLEVISA
-7.0% LACOMER
-7.1% GENTERA

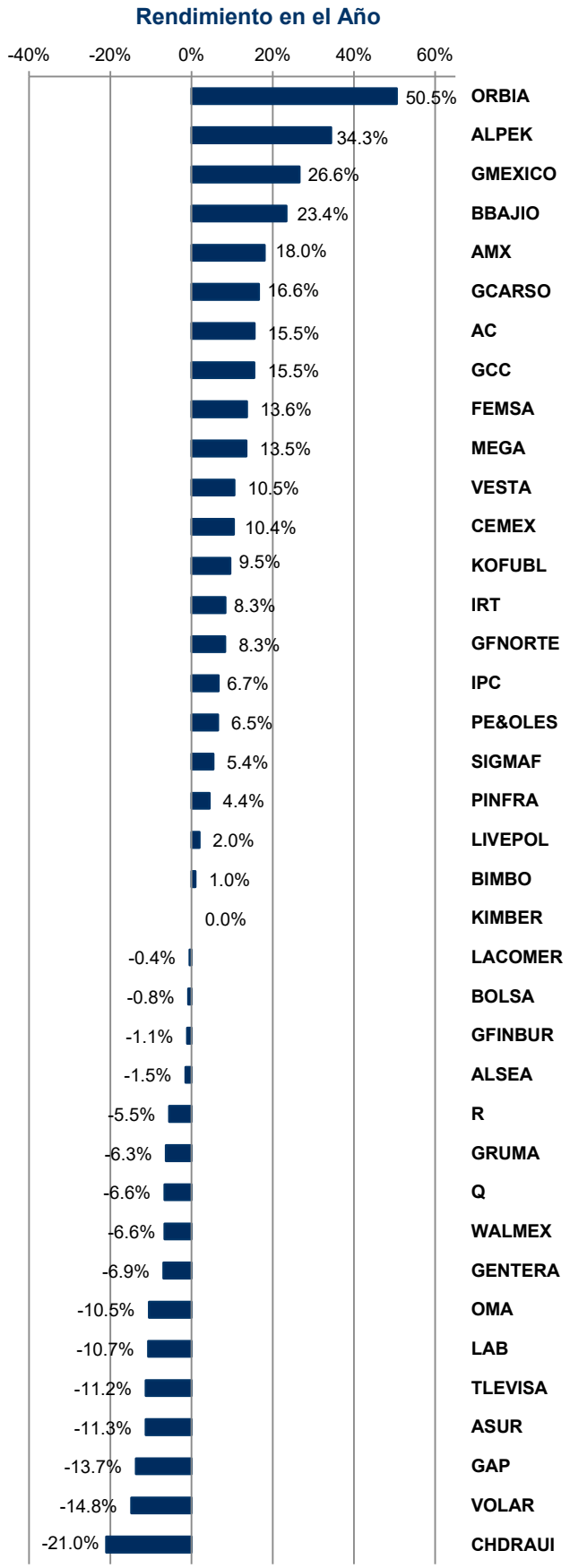
Rendimiento en el Año
-40%
-20%
0%
20%
40%
60%
50.5% ORBIA
34.3% ALPEK
26.6% GMEXICO
23.4% BBAJIO
18.0% AMX
16.6% GCARSO
15.5% AC
15.5% GCC
13.6% FEMSA
13.5% MEGA
10.5% VESTA
10.4% CEMEX
9.5% KOFUBL
8.3% IRT
8.3% GFNORTE
6.7% IPC
6.5% PE&OLES
5.4% SIGMAF
4.4% PINFRA
2.0% LIVEPOL
1.0% BIMBO
0.0% KIMBER
-0.4% LACOMER
-0.8% BOLSA
-1.1% GFINBUR
-1.5% ALSEA
-5.5% R
-6.3% GRUMA
-6.6% Q
-6.6% WALMEX
-6.9% GENTERA
-10.5% OMA
-10.7% LAB
-11.2% TLEVISA
-11.3% ASUR
-13.7% GAP
-14.8% VOLAR
-21.0% CHDRAUI

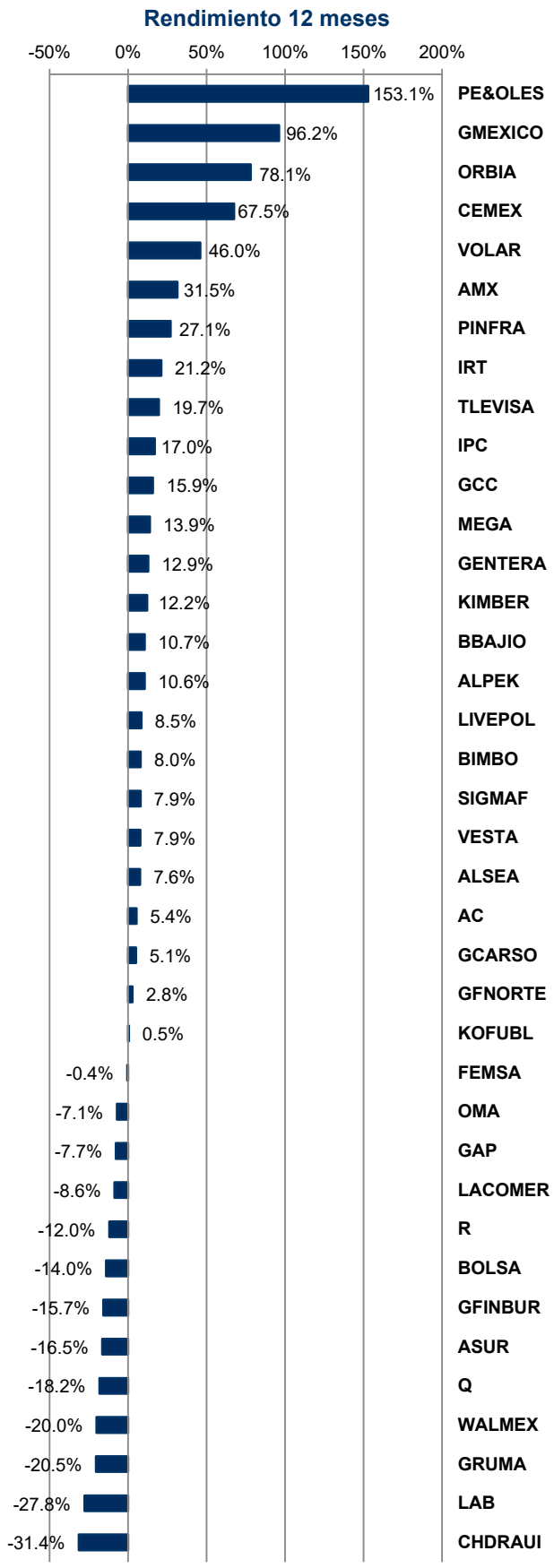
Rendimiento 12 meses
-50%
0%
50%
100%
150%
200%
153.1% PE&OLES
96.2% GMEXICO
78.1% ORBIA
67.5% CEMEX
46.0% VOLAR
31.5% AMX
27.1% PINFRA
21.2% IRT
19.7% TLEVISA
17.0% IPC
15.9% GCC
13.9% MEGA
12.9% GENTERA
12.2% KIMBER
10.7% BBAJIO
10.6% ALPEK
8.5% LIVEPOL
8.0% BIMBO
7.9% SIGMAF
7.9% VESTA
7.6% ALSEA
5.4% AC
5.1% GCARSO
2.8% GFNORTE
0.5% KOFUBL
-0.4% FEMSA
-7.1% OMA
-7.7% GAP
-8.6% LACOMER
-12.0% R
-14.0% BOLSA
-15.7% GFINBUR
-16.5% ASUR
-18.2% Q
-20.0% WALMEX
-20.5% GRUMA
-27.8% LAB
-31.4% CHDRAUI