

Indicadores Macro

| Datos Mensuales | dic-25 | feb-26 | mar-26 | abr-26 | may-26 | jun-26 |
|--|------------|-----------|-----------|-----------|-------------|----------|
| Indicador Global de la Actividad Económica (crec. anual) | 2.3% | -0.3% | 0.5% | n.d. | n.d. | n.d. |
| Producción Industrial (crec. anual, a.e.) | 1.3% | -1.3% | -1.4% | 1.8% | n.d. | n.d. |
| Ventas al Menudeo (crecimiento anual, a.e.) | 4.1% | 3.2% | 2.4% | n.d. | n.d. | n.d. |
| Tasa de Desocupación Nacional (% , a.e.) | 2.61 | 2.69 | 2.83 | 2.57 | n.d. | n.d. |
| Inflación Mensual (%) | 0.28 | 0.50 | 0.86 | 0.20 | -0.21 | n.d. |
| Inflación Quincenal (%) | 0.17/-0.02 | 0.25/0.34 | 0.62/0.14 | 0.11/0.04 | -0.16/-0.13 | n.d/n.d. |
| Inflación Anual (%) | 3.69 | 4.02 | 4.59 | 4.45 | 3.94 | n.d. |
| M1 (crecimiento anual real) | 2.5 | 2.5 | 3.2 | 3.5 | n.d | n.d |
| Activos Financieros Internos F (crecimiento anual real) | 5.5 | 11.6 | 7.7 | 4.4 | n.d. | n.d. |
| Crédito Bancario al Sector Privado (crec. anual real) | 3.0 | 2.0 | 2.1 | 1.9 | n.d. | n.d. |
| CETES 28 primaria, promedio | 7.16% | 6.86% | 6.81% | 6.58% | 6.47% | 6.36% |
| Balanza Comercial (millones de dólares) | 2,430 | -463 | 5,932 | 4,520 | n.d. | n.d. |
| Tipo de Cambio | | | | | | |
| Tipo de cambio FIX (pesos por dólar, cierre) | 18.00 | 17.22 | 18.00 | 17.51 | 17.35 | 17.38 |
| Depreciación (+) / Apreciación (-) | | -4.34 | 4.55 | -2.73 | -0.92 | 0.19 |
| Índice BMV (IPC, cierre) | 64,308 | 71,406 | 68,611 | 67,858 | 68,588 | 66,977 |
| Cambio % respecto al mes anterior | | 11.04% | -3.91% | -1.10% | 1.08% | -2.35% |
| Precio de Petróleo (mezcla, dólares por barril, prom.) | 54.64 | 61.72 | 95.07 | 104.46 | 93.30 | 85.53 |

| Datos Semanales | dic-25 | 15-may | 22-may | 29-may | 05-jun | 11-jun |
|---|-----------|-----------|-----------|-----------|-----------|--------|
| Base Monetaria (millones de pesos) | 3,539,750 | 3,518,155 | 3,524,533 | 3,532,829 | 3,526,392 | n.d. |
| Activos Internacionales Netos (millones de dólares) | 256,585 | 266,722 | 266,734 | 267,835 | 265,785 | n.d. |
| Reservas Internacionales (millones de dólares) | 252,130 | 255,758 | 255,816 | 256,600 | 255,731 | n.d. |

| Tasas de Interés Moneda Nacional (porcentajes) | dic-25 | 15-may | 22-may | 29-may | 05-jun | 11-jun |
|---|--------|--------|--------|--------|--------|--------|
| CETES Primaria 28 días | 7.04 | 6.54 | 6.45 | 6.38 | 6.36 | 6.25 |
| CETES Secundario 28 días | 7.08 | 6.56 | 6.60 | 6.50 | 6.44 | 6.39 |
| CETES 1 año real (según inflación pronosticada) | 3.63 | 3.12 | 3.05 | 2.78 | 2.92 | 2.86 |
| AB 28 días | 7.16 | 6.55 | 6.69 | 6.75 | 6.52 | 6.55 |
| TIIE 28 días | 7.34 | 6.77 | 6.78 | 6.76 | 6.66 | 6.74 |
| Bono 10 años | 9.15 | 9.35 | 9.37 | 9.18 | 9.18 | 9.01 |

| Tasas de Interés Moneda Extranjera (porcentajes) | dic-25 | 15-may | 22-may | 29-may | 05-jun | 11-jun |
|--|--------|--------|--------|--------|--------|--------|
| Prime | 6.75 | 6.75 | 6.75 | 6.75 | 6.75 | 6.75 |
| SOFR 3 meses (Secured Overnight Financing Rate) | 4.49 | 3.55 | 3.55 | 3.63 | 3.63 | 3.60 |
| T- Bills 3 meses | 4.33 | 3.57 | 3.59 | 3.58 | 3.62 | 3.63 |
| T- Bond 10 años | 4.58 | 4.59 | 4.56 | 4.44 | 4.53 | 4.46 |
| Bund Alemán 10 años, € | 2.37 | 3.17 | 3.04 | 2.94 | 3.04 | 3.03 |

| Tipos de Cambio | dic-25 | 15-may | 22-may | 29-may | 05-jun | 11-jun |
|------------------------------------|--------|--------|--------|--------|--------|--------|
| Banco de México (FIX) | 18.00 | 17.35 | 17.32 | 17.35 | 17.48 | 17.38 |
| Interbancario Mismo Día a la Venta | 20.82 | 17.34 | 17.34 | 17.36 | 17.47 | 17.25 |
| Yen por dólar | 157.2 | 158.74 | 159.18 | 159.27 | 160.29 | 159.93 |
| Dólar por euro | 1.04 | 1.16 | 1.16 | 1.17 | 1.15 | 1.16 |

| Mercado de Futuros (pesos por dólar) | dic-25 | 15-may | 22-may | 29-may | 05-jun | 11-jun |
|--------------------------------------|--------|--------|--------|--------|--------|--------|
| Julio 2026 | 18.02 | 17.30 | 17.38 | 17.38 | 17.33 | 17.34 |
| Septiembre 2026 | 18.19 | 17.40 | 17.48 | 17.47 | 17.42 | 17.43 |
| Diciembre 2026 | 18.38 | 17.54 | 17.62 | 17.60 | 17.56 | 17.57 |
| Marzo 2027 | 18.57 | 17.69 | 17.77 | 17.74 | 17.70 | 17.70 |
| Junio 2027 | 18.77 | 17.85 | 17.93 | 17.89 | 17.85 | 17.84 |

Deuda Externa Mexicana

Emisiones de Deuda Pública Externa Mexicana

| Fecha | Emisión | Moneda original | Importe (millones) | Plazo (años) | Vencim. | Cupón | Rendimiento |
|--------|------------|-----------------|--------------------|--------------|---------|-------|-------------|
| dic-23 | Pemex | US\$ | 6,500 | 3 | 2026 | | |
| ene-24 | Global | US\$ | 1,000 | 5 | 2029 | 5.000 | 5.07 |
| ene-24 | Global | US\$ | 4,000 | 12 | 2036 | 6.000 | 6.09 |
| ene-24 | Global | US\$ | 2,500 | 30 | 2054 | 6.400 | 6.45 |
| ene-24 | Global ASG | € | 2,000 | 8 | 2032 | 4.490 | |
| ago-24 | Global ASG | ¥ | 97,100 | 3 | 2027 | 1.430 | |
| ago-24 | Global ASG | ¥ | 32,200 | 5 | 2029 | 1.720 | |
| ago-24 | Global ASG | ¥ | 10,000 | 7 | 2031 | 1.880 | |
| ago-24 | Global ASG | ¥ | 8,300 | 10 | 2034 | 2.270 | |
| ago-24 | Global ASG | ¥ | 4,600 | 20 | 2044 | 2.930 | |
| sep-24 | Global | US\$ | 1,490 | 17 | 2041 | 7.250 | |
| ene-25 | Global | US\$ | 2,000 | 5 | 2030 | 6.000 | |
| ene-25 | Global | US\$ | 4,000 | 12 | 2037 | 6.875 | |
| ene-25 | Global | US\$ | 2,500 | 30 | 2055 | 7.375 | |
| ene-25 | Global | € | 1,400 | 8 | 2033 | 4.625 | |
| ene-25 | Global | € | 1,000 | 12 | 2037 | 5.125 | |
| jun-25 | Global | US\$ | 3,950 | 7 | 2032 | 5.850 | |
| jun-25 | Global | US\$ | 2,850 | 13 | 2038 | 6.625 | |
| sep-25 | Global | € | 2,250 | 4 | 2029 | 3.500 | |
| sep-25 | Global | € | 1,500 | 8 | 2034 | 4.500 | |
| sep-25 | Global | € | 1,250 | 12 | 2038 | 5.125 | |
| sep-25 | Global | US\$ | 1,500 | 5 | 2030 | 4.750 | |
| sep-25 | Global | US\$ | 4,000 | 7 | 2032 | 5.375 | |
| sep-25 | Global | US\$ | 2,500 | 10 | 2035 | 5.625 | |
| ene-26 | Global | US\$ | 3,000 | 8 | 2034 | 5.625 | |
| ene-26 | Global | US\$ | 4,000 | 12 | 2038 | 6.125 | |
| ene-26 | Global | US\$ | 2,000 | 30 | 2056 | 6.750 | |
| ene-26 | Global | € | 2,000 | 5 | 2031 | 3.875 | |
| ene-26 | Global | € | 1,750 | 10 | 2036 | 4.875 | |
| ene-26 | Global | € | 1,000 | 14 | 2040 | 5.375 | |

Mercado Secundario Bonos Globales

| | 12-jun | 05-jun | Var. |
|--------------------------------|--------|--------|-------|
| México rendimiento (%*) | | | |
| UMS 28 | 4.65 | 4.68 | -0.03 |
| UMS 33 | 5.17 | 5.20 | -0.02 |
| UMS 40 | 6.28 | 6.35 | -0.06 |
| UMS 44 | 6.55 | 6.62 | -0.07 |
| Brasil rendimiento (%*) | | | |
| BR GLB 27 | 14.45 | 14.70 | -0.25 |
| BR GLB 34 | 14.47 | 14.85 | -0.39 |
| EE.UU. Rendimiento (%) | | | |
| T. Bond 10a | 4.49 | 4.53 | -0.04 |

TB: Bono del tesoro estadounidense.

UMS: United Mexican States

í: Tasa de referencia

CAC: Cláusulas de Acción Colectiva

*Rendimiento a la venta (ask yield)

UMS 2028 (rendimiento %)



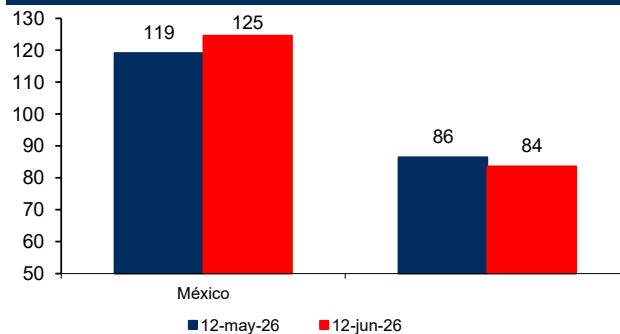
UMS 2033 (rendimiento %)



UMS 2040 (rendimiento %)

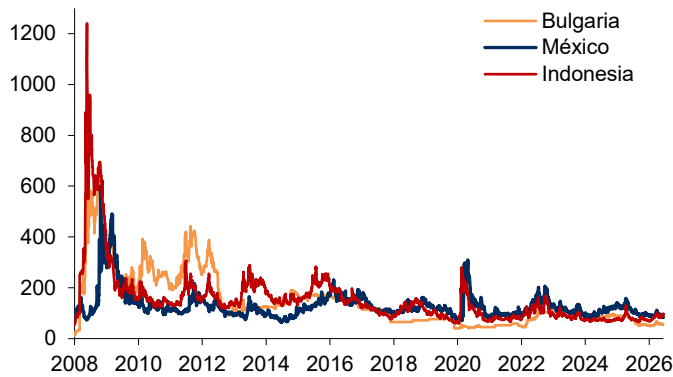


Indicadores de Riesgo de Crédito Soberano (CDS)

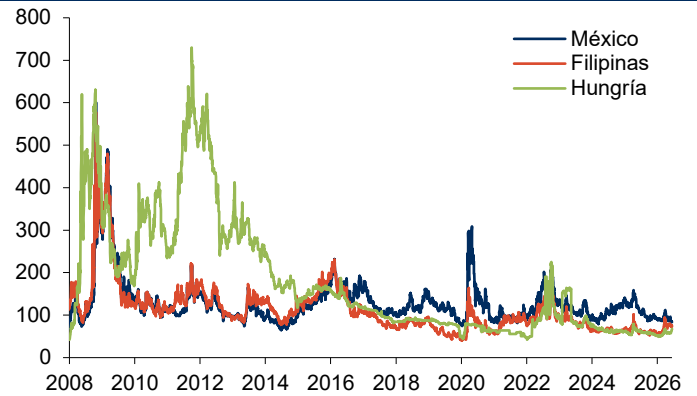


Indicadores de riesgo país - Credit Default Swaps (CDS) y bonos UMS

Países con calificación BBB (Standard & Poor's)

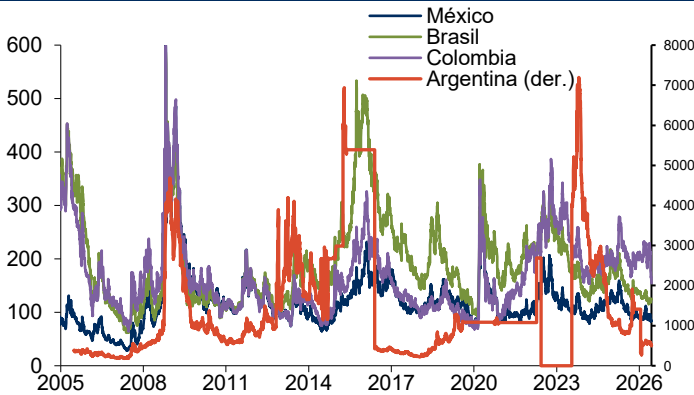


Países con calificación Baa2 (Moody's)

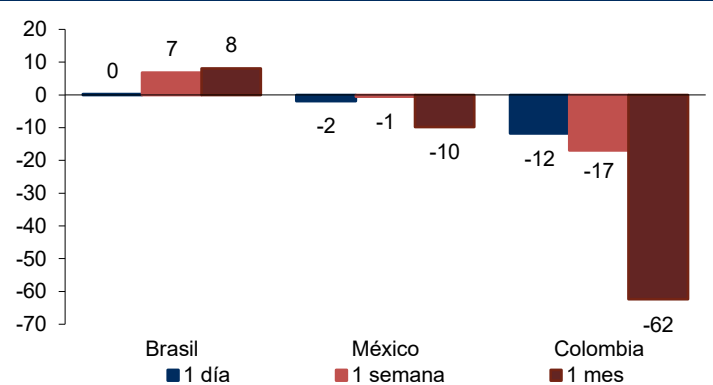


12 de junio de 2026

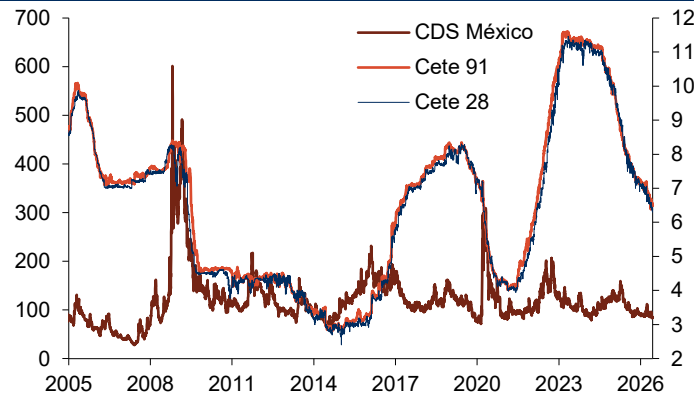
América Latina



Diferenciales de CDS en puntos base



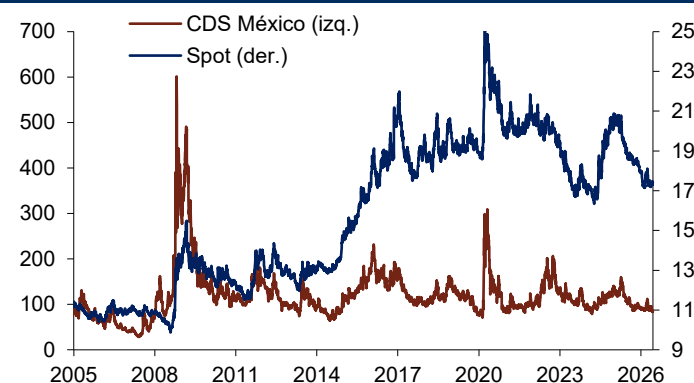
CDS México y tasas de CETES



Comparativo Arg-Bra-México en el último mes

| | CDS Var. pb | Tipo de cambio T.C. Aprec(-)/deprec(+) | | Bolsa En dólares | |
|-----|----------------|---|-----|---------------------|------|
| Arg | -44 | 82.7 | 3.0 | 40541 | 16.6 |
| Bra | 0 | 17.2 | 0.1 | 9943 | -5.0 |
| Mex | -2 | 17.4 | 0.0 | 3902 | 0.0 |

CDS México y tipo de cambio spot



Curva de rendimientos de UMS

