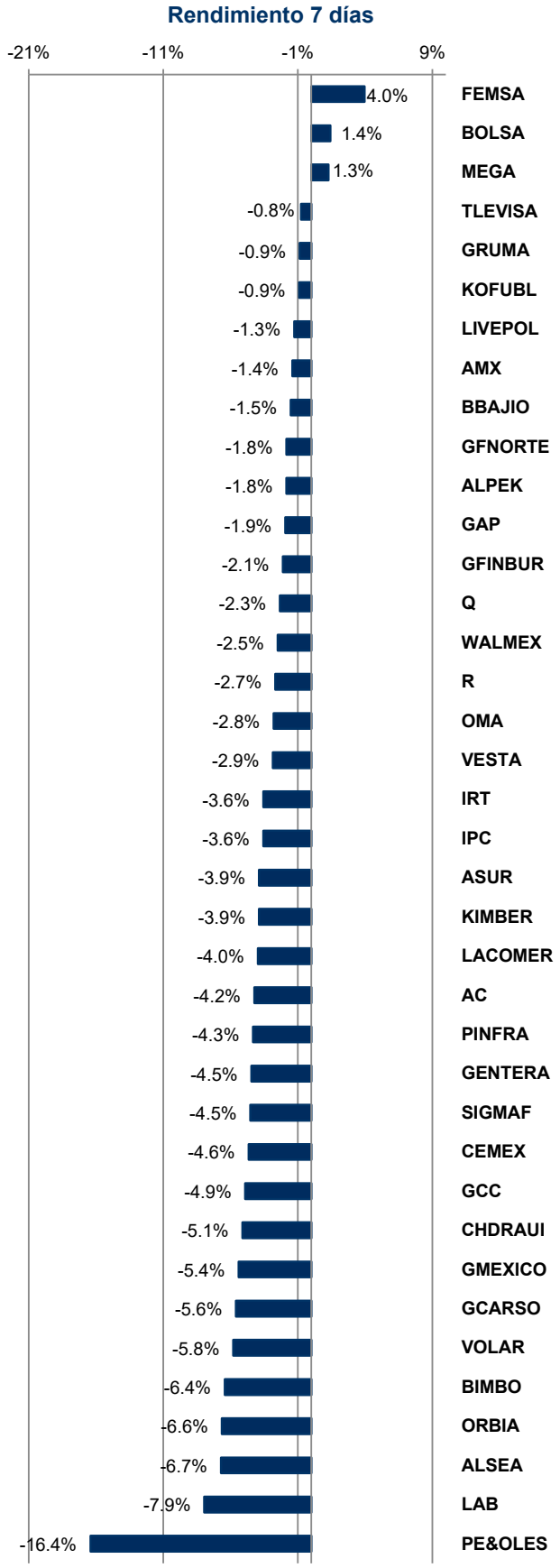
Rendimiento 7 días
-21%
-11%
-1%
9%
4.0% FEMSA
1.4% BOLSA
1.3% MEGA
-0.8% TLEVISA
-0.9% GRUMA
-0.9% KOFUBL
-1.3% LIVEPOL
-1.4% AMX
-1.5% BBAJIO
-1.8% GFNORTE
-1.8% ALPEK
-1.9% GAP
-2.1% GFINBUR
-2.3% Q
-2.5% WALMEX
-2.7% R
-2.8% OMA
-2.9% VESTA
-3.6% IRT
-3.6% IPC
-3.9% ASUR
-3.9% KIMBER
-4.0% LACOMER
-4.2% AC
-4.3% PINFRA
-4.5% GENTERA
-4.5% SIGMAF
-4.6% CEMEX
-4.9% GCC
-5.1% CHDRAUI
-5.4% GMEXICO
-5.6% GCARSO
-5.8% VOLAR
-6.4% BIMBO
-6.6% ORBIA
-6.7% ALSEA
-7.9% LAB
-16.4% PE&OLES

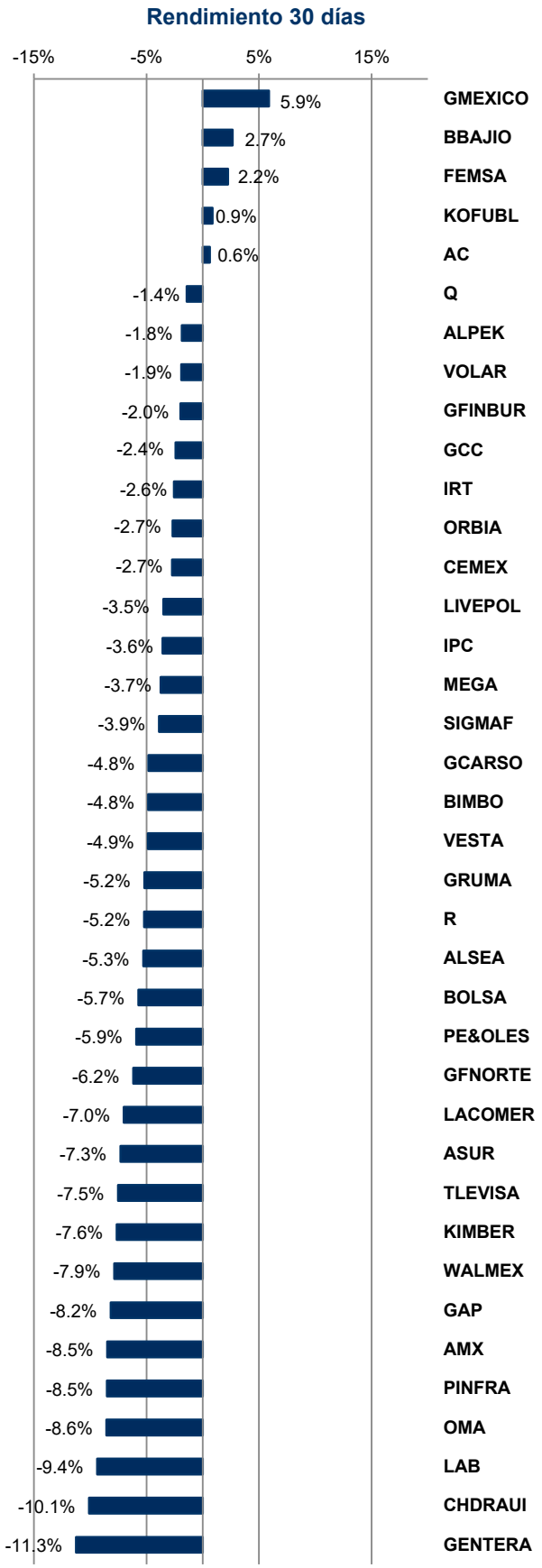
Rendimiento 30 días
-15%
-5%
5%
15%
5.9% GMEXICO
2.7% BBAJIO
2.2% FEMSA
0.9% KOFUBL
0.6% AC
-1.4% Q
-1.8% ALPEK
-1.9% VOLAR
-2.0% GFINBUR
-2.4% GCC
-2.6% IRT
-2.7% ORBIA
-2.7% CEMEX
-3.5% LIVEPOL
-3.6% IPC
-3.7% MEGA
-3.9% SIGMAF
-4.8% GCARSO
-4.8% BIMBO
-4.9% VESTA
-5.2% GRUMA
-5.2% R
-5.3% ALSEA
-5.7% BOLSA
-5.9% PE&OLES
-6.2% GFNORTE
-7.0% LACOMER
-7.3% ASUR
-7.5% TLEVISA
-7.6% KIMBER
-7.9% WALMEX
-8.2% GAP
-8.5% AMX
-8.5% PINFRA
-8.6% OMA
-9.4% LAB
-10.1% CHDRAUI
-11.3% GENTERA

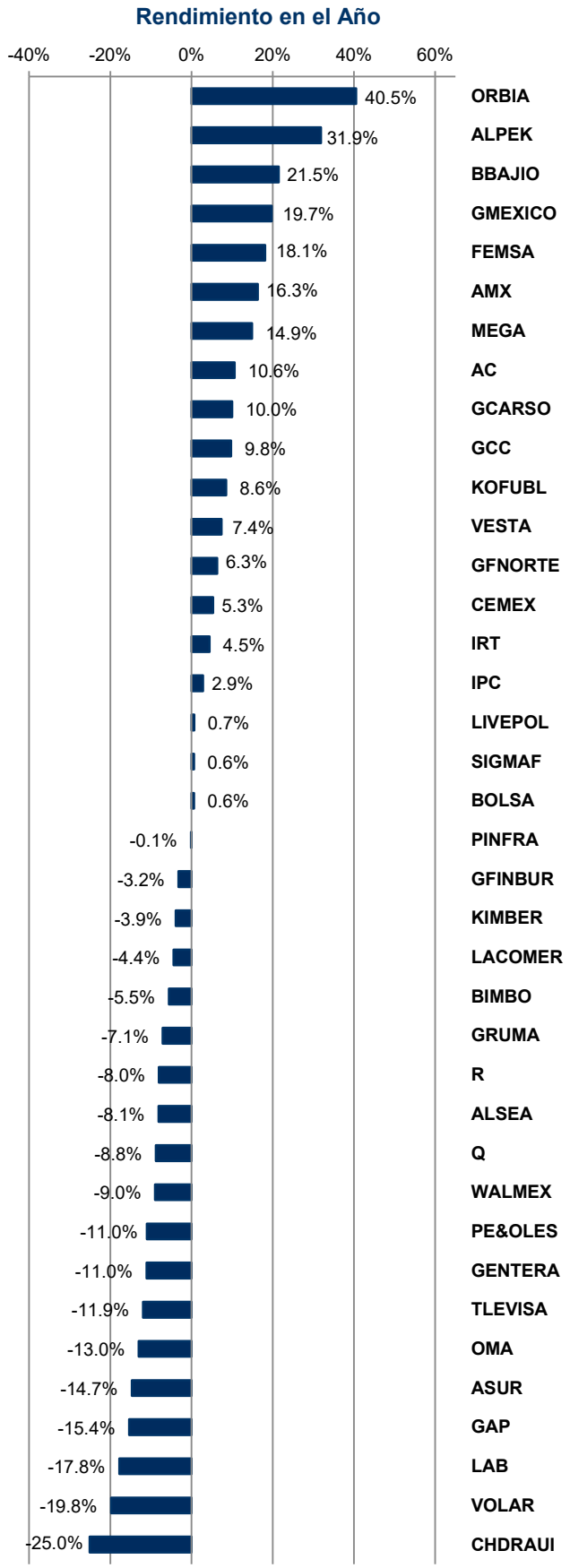
Rendimiento en el Año
-40%
-20%
0%
20%
40%
60%
40.5% ORBIA
31.9% ALPEK
21.5% BBAJIO
19.7% GMEXICO
18.1% FEMSA
16.3% AMX
14.9% MEGA
10.6% AC
10.0% GCARSO
9.8% GCC
8.6% KOFUBL
7.4% VESTA
6.3% GFNORTE
5.3% CEMEX
4.5% IRT
2.9% IPC
0.7% LIVEPOL
0.6% SIGMAF
0.6% BOLSA
-0.1% PINFRA
-3.2% GFINBUR
-3.9% KIMBER
-4.4% LACOMER
-5.5% BIMBO
-7.1% GRUMA
-8.0% R
-8.1% ALSEA
-8.8% Q
-9.0% WALMEX
-11.0% PE&OLES
-11.0% GENTERA
-11.9% TLEVISA
-13.0% OMA
-14.7% ASUR
-15.4% GAP
-17.8% LAB
-19.8% VOLAR
-25.0% CHDRAUI

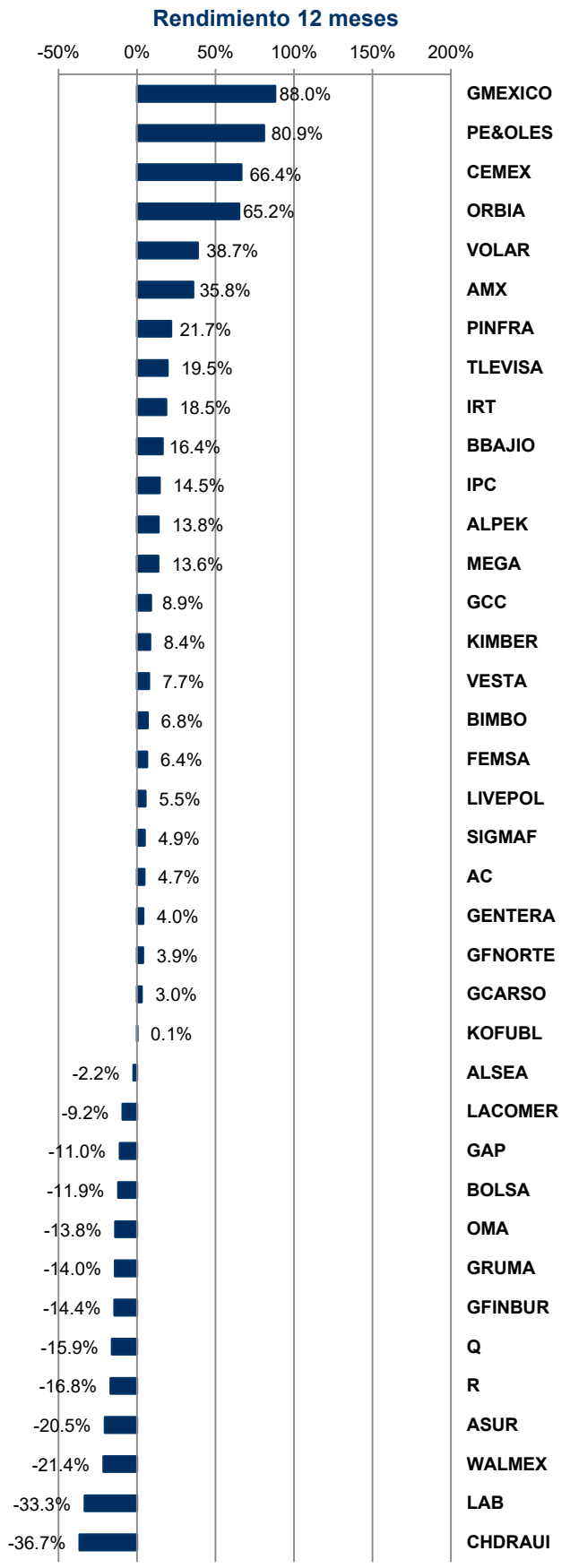
Rendimiento 12 meses
-50%
0%
50%
100%
150%
200%
88.0% GMEXICO
80.9% PE&OLES
66.4% CEMEX
65.2% ORBIA
38.7% VOLAR
35.8% AMX
21.7% PINFRA
19.5% TLEVISA
18.5% IRT
16.4% BBAJIO
14.5% IPC
13.8% ALPEK
13.6% MEGA
8.9% GCC
8.4% KIMBER
7.7% VESTA
6.8% BIMBO
6.4% FEMSA
5.5% LIVEPOL
4.9% SIGMAF
4.7% AC
4.0% GENTERA
3.9% GFNORTE
3.0% GCARSO
0.1% KOFUBL
-2.2% ALSEA
-9.2% LACOMER
-11.0% GAP
-11.9% BOLSA
-13.8% OMA
-14.0% GRUMA
-14.4% GFINBUR
-15.9% Q
-16.8% R
-20.5% ASUR
-21.4% WALMEX
-33.3% LAB
-36.7% CHDRAUI