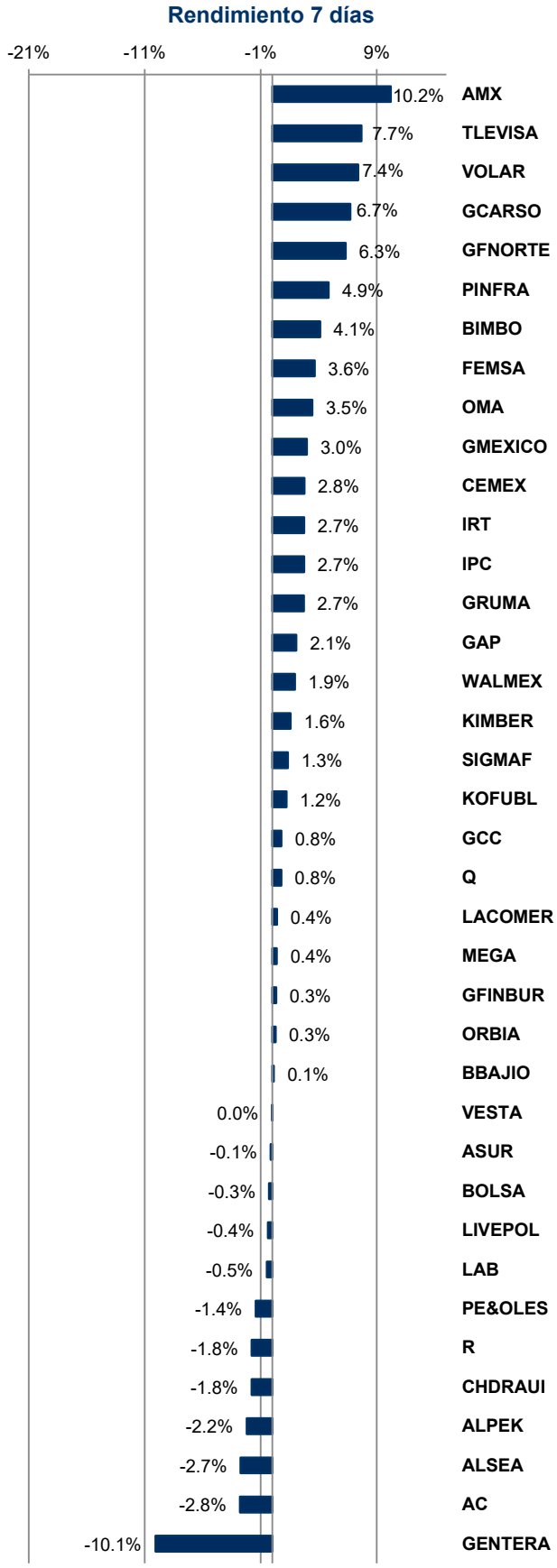
Rendimiento 7 días
-21%
-11%
-1%
9%
10.2% AMX
7.7% TLEVISA
7.4% VOLAR
6.7% GCARSO
6.3% GFNORTE
4.9% PINFRA
4.1% BIMBO
3.6% FEMSA
3.5% OMA
3.0% GMEXICO
2.8% CEMEX
2.7% IRT
2.7% IPC
2.7% GRUMA
2.1% GAP
1.9% WALMEX
1.6% KIMBER
1.3% SIGMAF
1.2% KOFUBL
0.8% GCC
0.8% Q
0.4% LACOMER
0.4% MEGA
0.3% GFINBUR
0.3% ORBIA
0.1% BBAJIO
0.0% VESTA
-0.1% ASUR
-0.3% BOLSA
-0.4% LIVEPOL
-0.5% LAB
-1.4% PE&OLES
-1.8% R
-1.8% CHDRAUI
-2.2% ALPEK
-2.7% ALSEA
-2.8% AC
-10.1% GENTERA

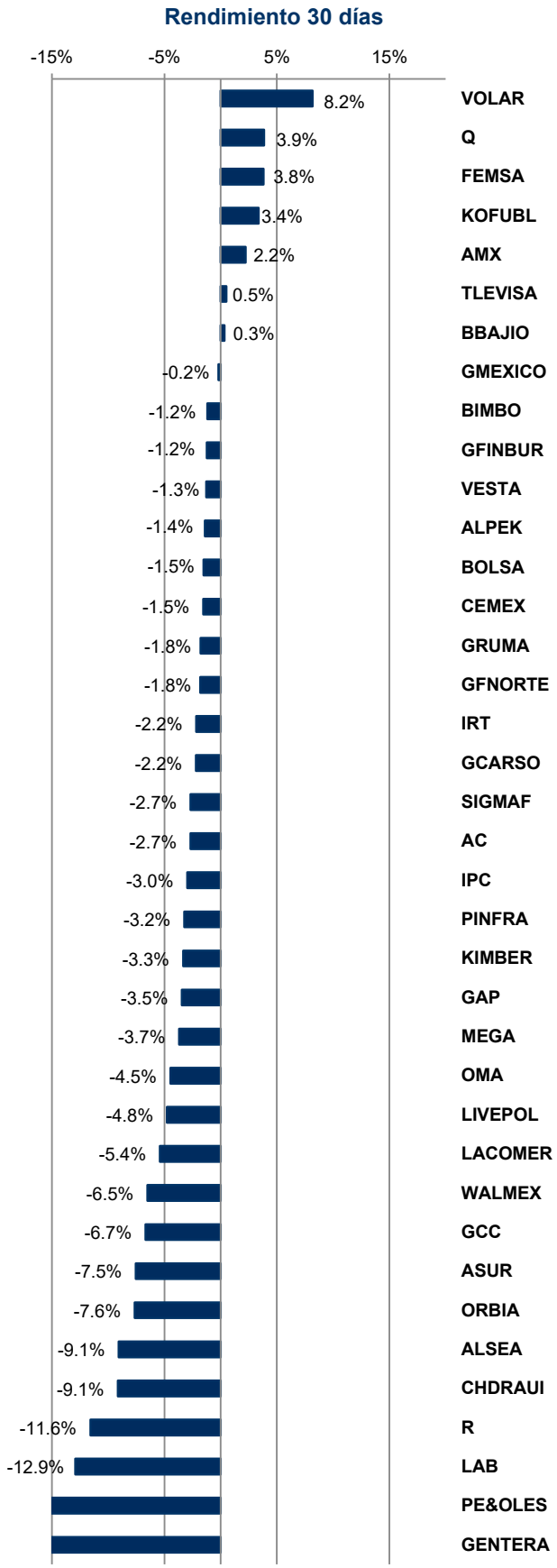
Rendimiento 30 días
-15%
-5%
5%
15%
8.2% VOLAR
3.9% Q
3.8% FEMSA
3.4% KOFUBL
2.2% AMX
0.5% TLEVISA
0.3% BBAJIO
-0.2% GMEXICO
-1.2% BIMBO
-1.2% GFINBUR
-1.3% VESTA
-1.4% ALPEK
-1.5% BOLSA
-1.5% CEMEX
-1.8% GRUMA
-1.8% GFNORTE
-2.2% IRT
-2.2% GCARSO
-2.7% SIGMAF
-2.7% AC
-3.0% IPC
-3.2% PINFRA
-3.3% KIMBER
-3.5% GAP
-3.7% MEGA
-4.5% OMA
-4.8% LIVEPOL
-5.4% LACOMER
-6.5% WALMEX
-6.7% GCC
-7.5% ASUR
-7.6% ORBIA
-9.1% ALSEA
-9.1% CHDRAUI
-11.6% R
-12.9% LAB
PE&OLES
GENTERA

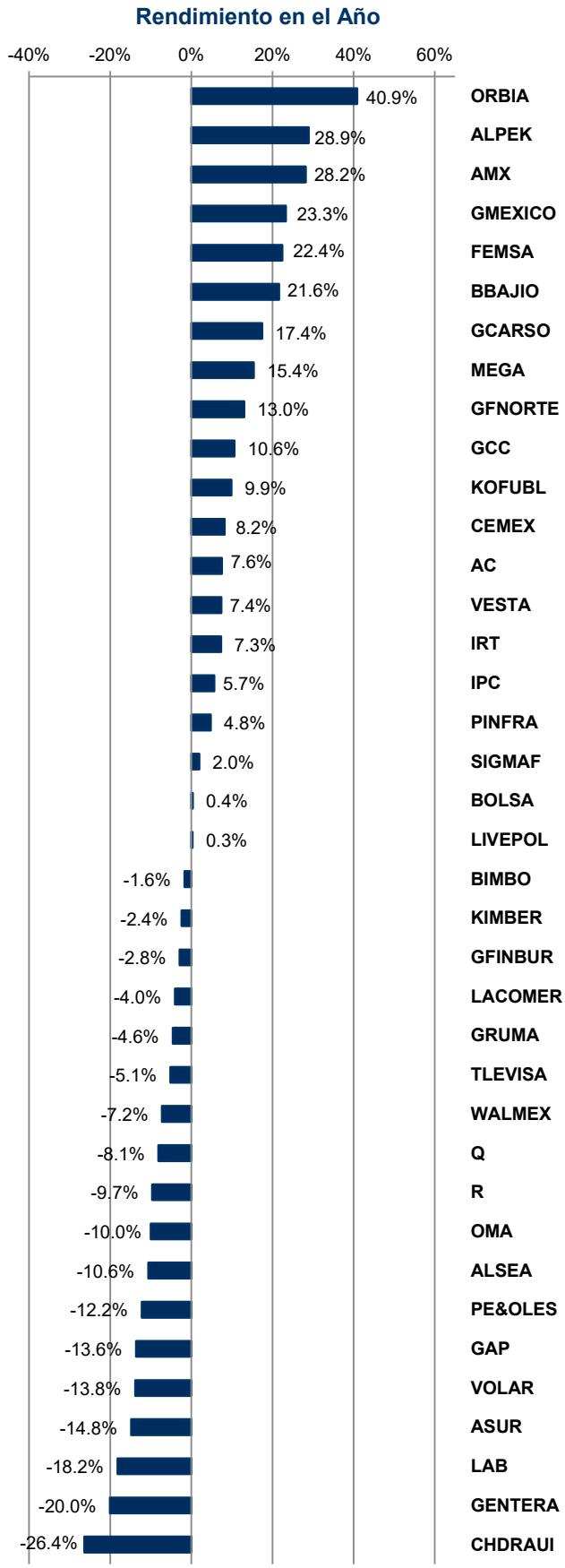
Rendimiento en el Año
-40%
-20%
0%
20%
40%
60%
40.9% ORBIA
28.9% ALPEK
28.2% AMX
23.3% GMEXICO
22.4% FEMSA
21.6% BBAJIO
17.4% GCARSO
15.4% MEGA
13.0% GFNORTE
10.6% GCC
9.9% KOFUBL
8.2% CEMEX
7.6% AC
7.4% VESTA
7.3% IRT
5.7% IPC
4.8% PINFRA
2.0% SIGMAF
0.4% BOLSA
0.3% LIVEPOL
-1.6% BIMBO
-2.4% KIMBER
-2.8% GFINBUR
-4.0% LACOMER
-4.6% GRUMA
-5.1% TLEVISA
-7.2% WALMEX
-8.1% Q
-9.7% R
-10.0% OMA
-10.6% ALSEA
-12.2% PE&OLES
-13.6% GAP
-13.8% VOLAR
-14.8% ASUR
-18.2% LAB
-20.0% GENTERA
-26.4% CHDRAUI

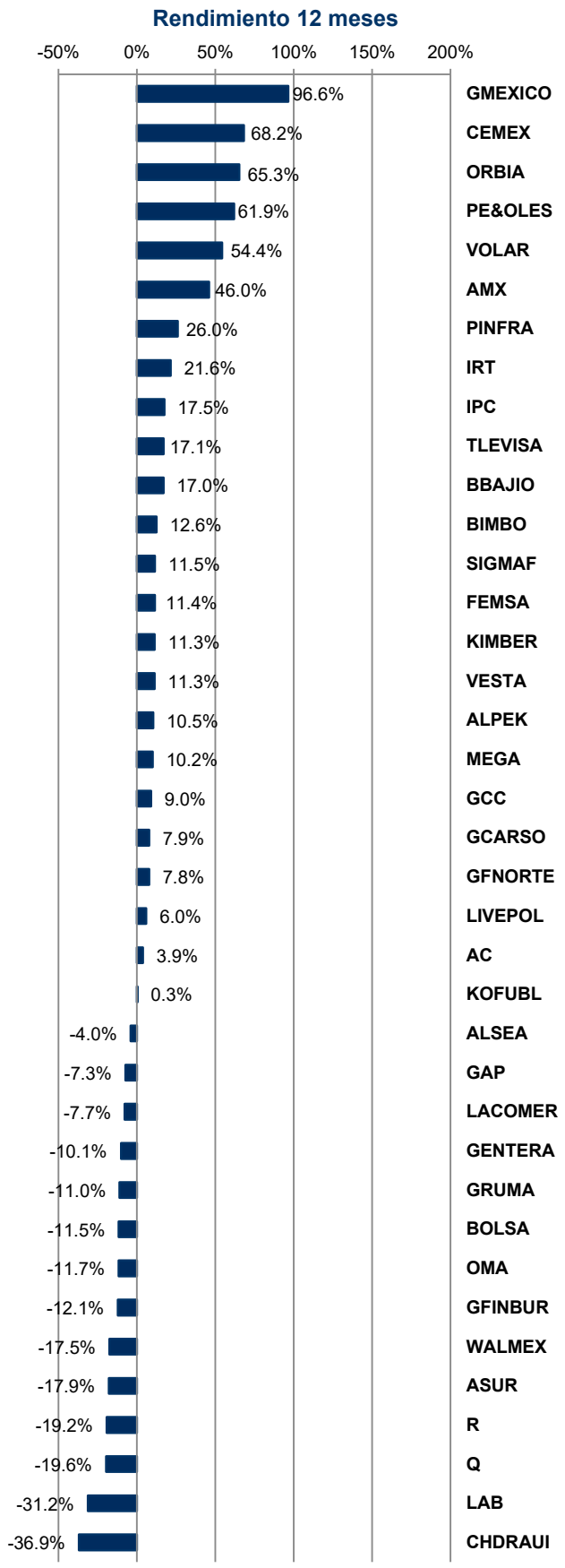
Rendimiento 12 meses
-50%
0%
50%
100%
150%
200%
96.6% GMEXICO
68.2% CEMEX
65.3% ORBIA
61.9% PE&OLES
54.4% VOLAR
46.0% AMX
26.0% PINFRA
21.6% IRT
17.5% IPC
17.1% TLEVISA
17.0% BBAJIO
12.6% BIMBO
11.5% SIGMAF
11.4% FEMSA
11.3% KIMBER
11.3% VESTA
10.5% ALPEK
10.2% MEGA
9.0% GCC
7.9% GCARSO
7.8% GFNORTE
6.0% LIVEPOL
3.9% AC
0.3% KOFUBL
-4.0% ALSEA
-7.3% GAP
-7.7% LACOMER
-10.1% GENTERA
-11.0% GRUMA
-11.5% BOLSA
-11.7% OMA
-12.1% GFINBUR
-17.5% WALMEX
-17.9% ASUR
-19.2% R
-19.6% Q
-31.2% LAB
-36.9% CHDRAUI